brother

LS5-P11
LT5-P13

一本針本縫ポスト型下送りミシン＜返し縫い付＞
二本針本縫ポスト型下送りミシン＜返し縫い付＞

SINGLE-NEEDLE POST BED DROP FEED LOCK STITCHER WITH REVERSE STITCHING
TWIN-NEEDLE POST BED DROP FEED LOCK STITCHER WITH REVERSE STITCHING

EINNADEL-DOPPELSTOPPSTICH-SÄULENMASCHINE MIT HÜPFERTRANSPORT, VOR- UND RÜCKWÄRTSNÄHEND
ZWEINADEL-DOPPELSTEPPSTICH-SÄULENMASCHINE MIT HÜPFERTRANSPORT, VOR- UND RÜCKWÄRTSNÄHEND

AIGUILLE, PILIER, POINT NOUE, ENTRAINEMENT PAR GRIFFE, AVEC MARCHE ARRIERE
AIGUILLES, PILIER, POINT NOUE, ENTRAINEMENT PAR GRIFFE, AVEC MARCHE ARRIERE

MAQUINA DE COLUMNA, PESPUNTE UNA AGUJA CON ATACADO
MAQUINA DE COLUMNA, PESPUNTE DOS AGUJAS CON ATACADO

パーツブック
PARTS BOOK
TEILEKATALOG
LIVRE DES PIECES
LIBRO DE REFERENCIA DE PIEZAS



PS11001

＜1本針 /SINGLE-NEEDLE＞

LS5－P11－0□1

- 5 中厚物 /Medium-thick materials
- 7 極厚物 /Heavy materials

＜2本針 /TWIN-NEEDLE＞

LT5－P13－0□R

- 5 中厚物 /Medium-thick materials
- 7 極厚物 /Heavy materials

パーツブックご利用に際して

1．この本は、この本の表紙（正誤表の挿入されている場合は正誤表）に記載されているものと同じプレートが取り付けられているミシンのためのものです。
2．組単位で補給する部品は、[ ] 破線で示しております。
3．この本は1991年11月のデータにもとづいて作成されたものです。
4．部品は予告なしに設計変更される場合があります。

目　　次

A．主体関係…… 2
B．上軸・天ビン関係…… 4
C．針棒関係…… 6
D．押エ関係 ……8
E．送り関係……10
F．上軸関係……12
G．下軸関係……14
H１．糸調子関係(P11) ……16
H２．糸調子関係(P13) ……18
J１．カマ関係(P11) ……20
J２．カマ関係(P13) ……22
K．ベルトカバー関係（オプションパーツ）……24
Z１．付属品関係……26
Z２．付属品関係……28
ゲージ部品一覧表(P13) ……29・30
索　　引……31～34

Notes for using this parts book

1. This book is applicable to sewing machine which have the same plate number as shown on the cover of this book (or correction sheet).
2. Parts supplied as complete assemblies are circled by a dotted line ( ) .
3. This book was prepared based on information available in November 1991.
4. Parts are subject to changes in design without prior notice.

CONTENTS

A. Machine body 2

B. Upper shaft and thread take-up mechanism 4

C. Needle bar mechanism 6

D. Presser foot mechanism 8

E. Feed mechanism 10

F. Upper shaft mechanism 12

G. Lower shaft mechanism 14

H1. Thread tension (P11) 16

H2. Thread tension (P13) 18

J1. Rotary hook mechanism (P11) 20

J2. Rotary hook mechanism (P13) 22

K. Belt cover mechanism (Option parts) 24

Z1. Accessories 26

Z2. Accessories 28

GAUGE PARTS LIST (P13) ..... 29 · 30

INDEX ..... 31 ~ 34

Hinweise Zur Verwendung dieser Teileliste

1. Dieses Buch bezieht sich auf die Nähmaschinen mit derselben Kennungsnummer wie auf diesem Buchumschlag (oder auf dem Korrekturblatt).
2. Die Teile, die als kompletter Satz geliefert werden, sind mit einer (- - - - -) gestrichelten Linie umrandet.
3. Dieses Buch basiert auf den Information vom November, 1991.
4. Modelländerungen sind vorbehalten.

INHALTSVERZEICHNIS

A. Maschinengehäuse 2

B. Obere Welle und Fadenabnahmevorrichtung 4

C. Nadelstangenvorrichtung 6

D. Stoffdrückerfuß 8

E. Transportvorrichtung 10

F. Obere Welle 12

G. Untere Welle 14

H1. Faderspannung (P11) 16

H2. Faderspannung (P13) 18

J1. Greifervorrichtung (P11) 20

J2. Greifervorrichtung (P13) 22

K. Gurtabdeckung (Sonderzubehör) 24

Z1. Zubehör 26

Z2. Zubehör 28

LEHRENLISTE (P13) ..... 29 · 30

VERZEICHNIS ..... 31 ~ 34

Notes sur l'utilisation de ce manuel de pièces détachées

1. Ce manuel est destiné aux machines à coudre ayant le même numéro de plaque montré sur la couverture de ce manuel (ou sur la feuille de corrections).
2. Les pièces fournies en tant qu'assemblages complets sont encadrées avec un trait pointillé ( ) .
3. Ce manuel a été fait d'après les renseignements valables au mois de Novembre, 1991.
4. Les pièces peuvent être sujettes à des modifications sans préavis.

TABLE DES MATIERES

A. Corps de la machine 2

B. Mécanisme de l'arbre supérieur et releveur de fil 4

C. Mécanisme de la barre à aiguille 6

D. Mécanisme du pied presseur 8

E. Mécanisme de l'entraînement 10

F. Mécanisme de l'arbre superieur 12

G. Mécanisme de l'arbre inférieur 14

H1. Tension du fil (P11) 16

H2. Tension du fil (P13) 18

J1. Mécanisme de crochet rotatif (P11) 20

J2. Mécanisme de crochet rotatif (P13) 22

K. Couvre-Courroie (Pièces en option) 24

Z1. Accessoires 26

Z2. Accessoires 28

D'ECARTEMENT (P13) ..... 29 · 30

INDEX ..... 31 ~ 34

Notas para usar este Manual de Piezas

1. Este libro sirve para todas les máquinas de coser que llevan la misma placa de identificación que la que se puede ver en la tapa de este libro (o en la boja de erratas).
2. Las piezas suministradas como conjuntos completos se enmarcan con una línea punteada (- - -) .
3. Este libro ha sido compilado basándose en los datos de que se disponía en noviembre 1991.
4. Las piezas quedan sujetas a cambios de diseño sin aviso previo.

INDICE

A. Cuerpo de la máquina 2

B. Mecanismo del eje superior y la barra de aguja 4

C. Mecanismo de la barra de aguja 6

D. Mecanismo del prensa telas 8

E. Mecanismo de la alimentación 10

F. Mecanismo de la eje superior 12

G. Mecanismo del eje inferior 14

H1. Tensión del hilo (P11) 16

H2. Tensión del hilo (P13) 18

J1. Mecanismo del cangrejo (P11) 20

J2. Mecanismo del cangrejo (P13) 22

K. Cubierta de correa (Piezas opcionales) 24

Z1. Accesorios 26

Z2. Accesorios 28

LISTE DE PIEZAS CALIBRADORAS (P13) ..... 29 · 30

INDICE ..... 31 ~ 34

A. 主体関係 /Machine body/Maschinengehäuse/ Corps de la machine/Cuerpo de la máquina

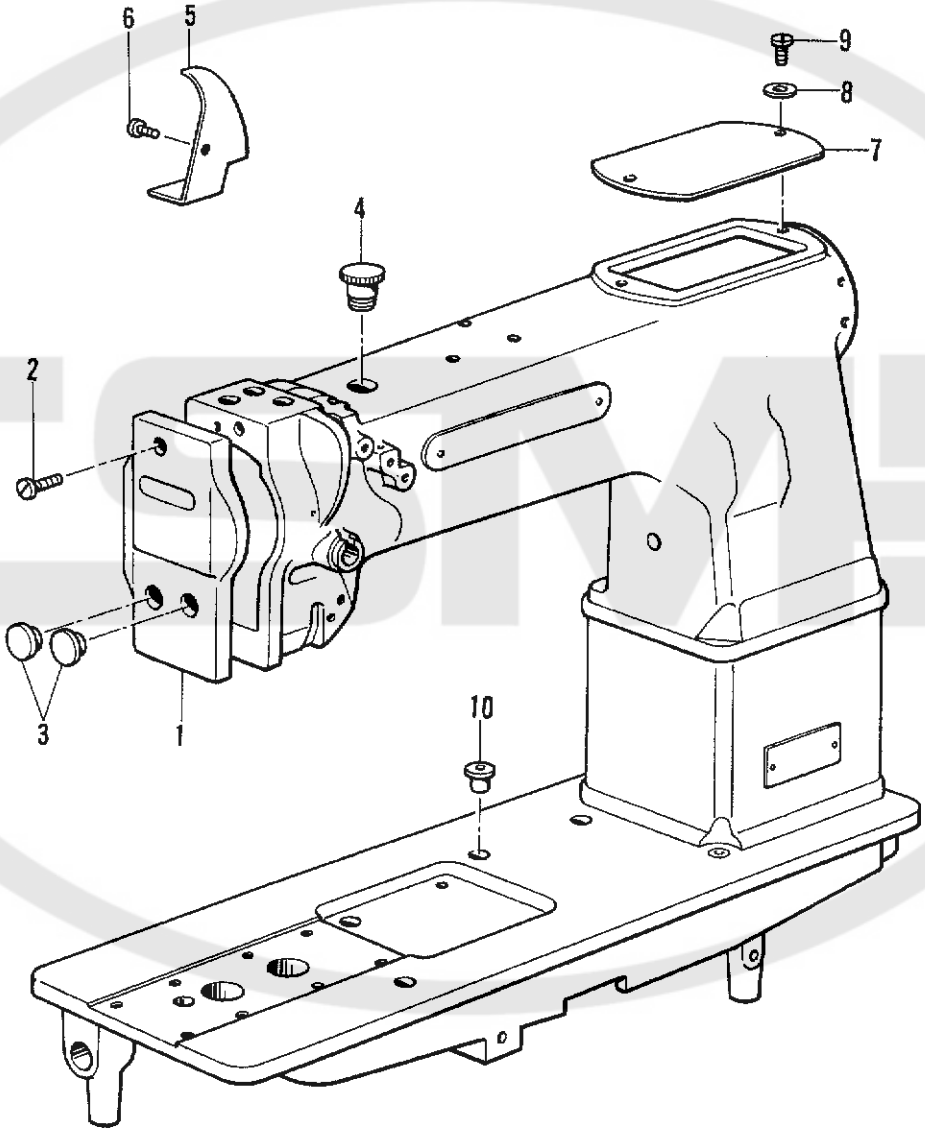

A. 主体関係 /Machine body/Maschinengehäuse/ Corps de la machine/Cuerpo de la máquina

REF.NO.	CODE	Q'TY	ヒンメイ	NAME OF PARTS	RMKS
1	S26117001	1	メンイタ	FACE PLATE	
2	S26118001	1	ツマミネジ"340−36X4	SCREW 340X4	
3	104449009	1	メクラセン	OIL CAP	
4	S26141001	2	アブ"ラアナセン	OIL CAP	
5	S26027001	1	テンヒ"ンアブ"ラウケ	THREAD TAKE-UP OIL BRACKET	
6	S26087001	1	シメネジ"340−36X6	SCREW 340X6	
7	S26121001	1	ウワイタ	UPPER SHAFT	
8	S26122001	1	サ"カ"ネ	WASHER	
9	S26123001	1	タ"ンネジ"476−28X6	STUD SCREW 476X6	
10	S26171001	3	オイルカップ"9.52	OIL CAP 9.52	

B. 上軸・天ビン関係/Upper shaft and thread take-up mechanism/Obere Welle und Fadenabnahmevorrichtung/ Mécanisme de l'arbre supérieur et releveur de fil/Mecanismo del eje superior y la barra de aguja

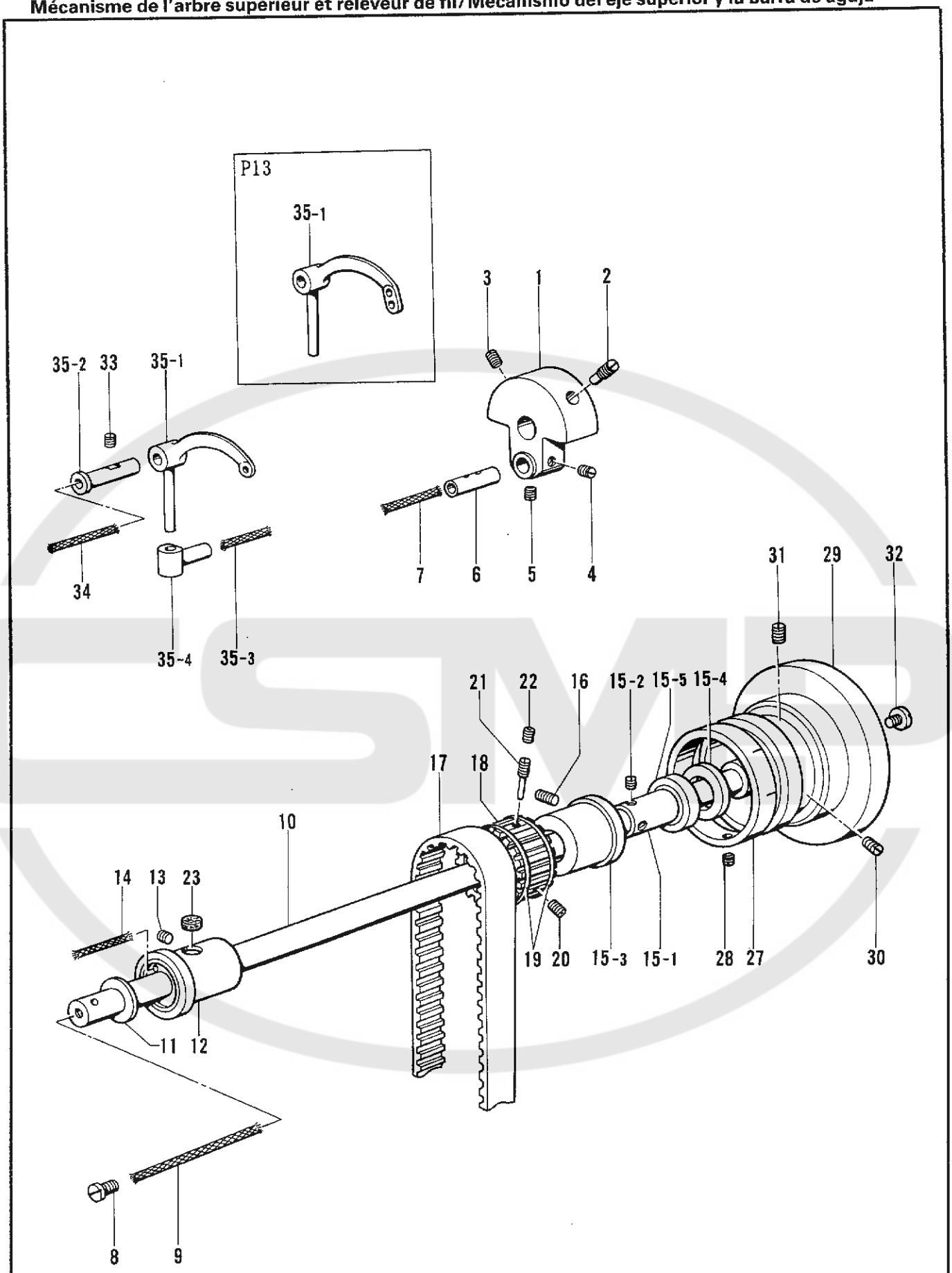

B. 上軸・天ビン関係/Upper shaft and thread take-up mechanism/Obere Welle und Fadenabnahmevorrichtung/ Mécanisme de l'arbre supérieur et releveur de fil/Mecanismo del eje superior y la barra de aguja

REF.NO.	CODE	Q'TY	ヒンメイ	NAME OF PARTS	RMKS
1	S25998001	1	テンビ"ンクランク	THREAD TAKE-UP CRANK	
2	S25999001	1	トメネジ"675-24X20	SCREW 675X20	
3	S26000001	1	トメネジ"675-24X14	SCREW 675X14	
4	S26002001	1	トメネジ"675-24X6	SCREW 675X6	
5	S26115001	1	トメネジ"675-24X4	SCREW 675X4	
6	S26001001	1	ハリホ"ウクランクピ"ン	THREAD BAR CRANK PIN	
7	S26142001	1	クミヒモ6X6	WICK 6X6	
8	S25992001	1	シメネジ"785-20X6	SCREW 785X6	
9	S26140001	1	クミヒモ	WICK	
10	S26573001	1	ウワシ"ク	UPPER SHAFT	
11	S26037001	1	クランクサ"カ"ネ	CRANK WASHER	
12	S26036001	1	ウワシ"クマエメタルL	UPPER SHAFT FRONT BUSH (L)	
13	S26004001	1	トメネジ"675-24X9	SCREW 675X9	
14	S26144001	1	クミヒモ	WICK	
15	S29765001	1	ウワシ"クBRケースクミ	UPPER SHAFT BEARING CASE ASSEMBLY	
15-1	S26038001	1	カラー	COLLAR	
15-2	S26044001	2	トメネジ"675-24X20	SET SCREW 675X20	
15-3	S26457001	1	ウワシ"クBRケース	UPPER SHAFT BEARING CASE	
15-4	S26041001	1	リング"	RING	
15-5	S26040001	1	ヘ"アリング"6202ZZA	BEARING (6202ZZA)	
16	S26039001	1	トメネジ"635-32X5	SET SCREW 635X5	
17	S26340001	1	タイミング"ヘ"ルト	TIMING BELT	
18	S26042001	1	タイミング"プーリU	TIMING PULLEY (U)	
19	S26047001	2	タイミング"プーリリング"	TIMING PULLEY RING	
20	S26045001	1	トメネジ"6.75	SET SCREW 6.75	
21	S26043001	1	トメネジ"675-24X14	SET SCREW 675X14	
22	S26003001	1	アナトメネジ"675-24X9	SET SCREW 675X9	
23	S26141001	1	フエルト	FELT	
28	S26039001	1	トメネジ"635-32X5	SET SCREW 635X5	
29	S25991001	1	プーリー	PULLEY	
30	S26048001	1	トメネジ"595-28X21	SET SCREW 595X21	
31	S26051001	1	トメネジ"595-28X20	SET SCREW 595X20	
32	S26049001	1	シメネジ"675-24X11	SCREW 675X11	
33	S26004001	1	トメネジ"675-24X9	SET SCREW 675X9	
34	S26142001	1	クミヒモ6X6	WICK 6X6	
< P11 >					
35	S26006001	1	テンビ"ンクミ	THREAD TAKE-UP ASSEMBLY	
35-1	S26005001	1	テンビ"ン	THREAD TAKE-UP	
< P13 >					
35	S26191001	1	テンビ"ンクミ	THREAD TAKE-UP ASSEMBLY	
35-1	S26190001	1	テンビ"ン	THREAD TAKE-UP	
35-2	S26007001	1	テンビ"ンジ"ク	THREAD TAKE-UP SHAFT	
35-3	S26143001	1	クミヒモ6X6	WICK 6X6	
35-4	S26009001	1	テンビ"ンスヘ"リコ	THREAD TAKE-UP SLIDE BLOCK	
<ベルトカバーツキ /WITH BELT COVER >					
27	S26183001	1	メモリリング"A	DIAL RING (A)	
<ベルトカバーナシ /WITHOUT BELT COVER >					
27	S26184001	1	メモリリング"B	DIAL RING (B)	

C. 針棒関係/Needle bar mechanism/Nadelstangenvorrichtung/ Mécanisme de la barre à aiguille/Mecanismo de la barra de aguja

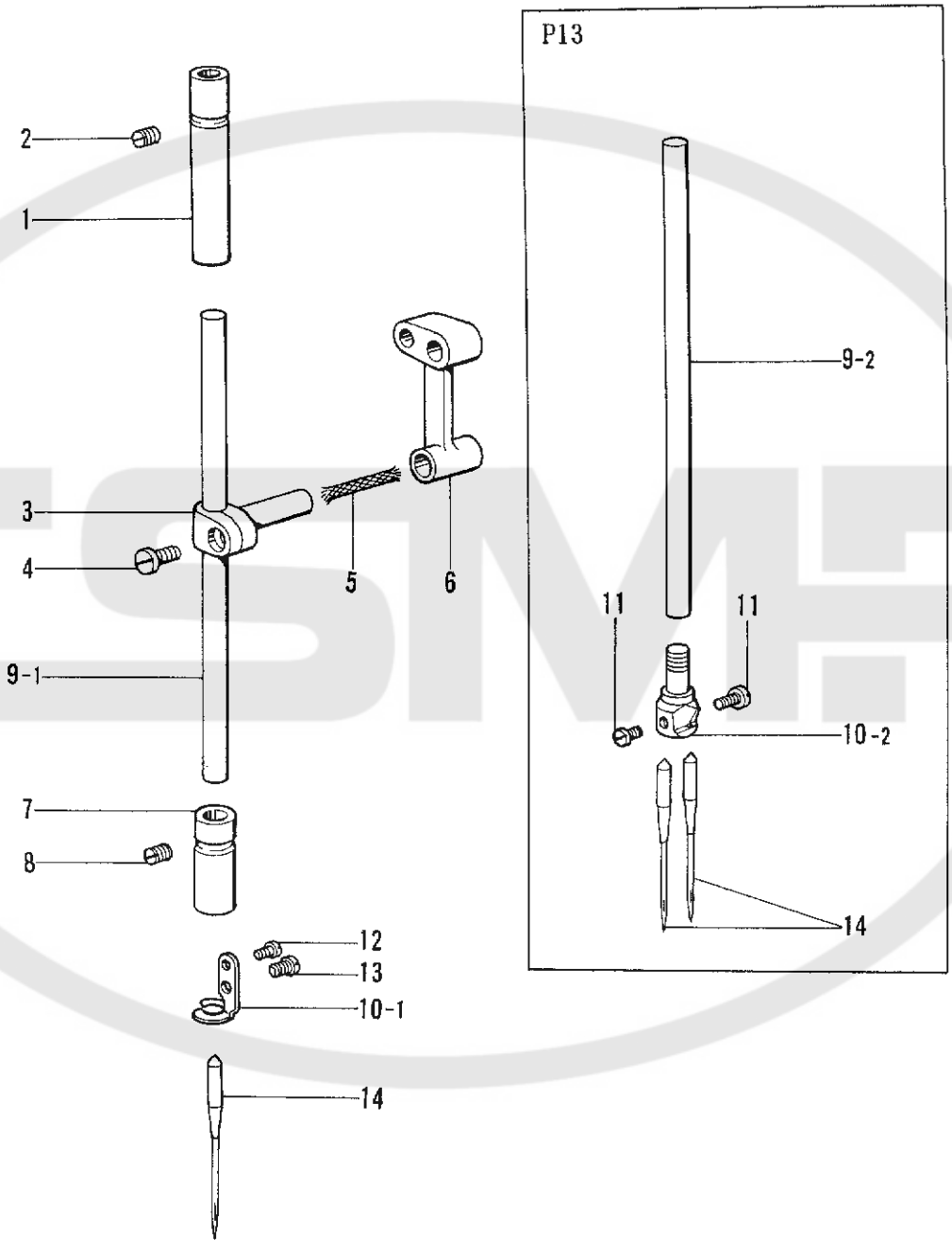

C. 針棒関係/Needle bar mechanism/Nadelstangenvorrichtung/ Mécanisme de la barre à aiguille/Mecanismo de la barra de aguja

REF.NO.	CODE	Q'TY	ヒンメイ	NAME OF PARTS	RMKS
1	S26285001	1	ハリボ"ウメタルU	NEEDLE BAR BUSH (U)	
2	S26044001	1	トメネジ"675-24X20	SET SCREW 675X20	
3	S26185001	1	ハリボ"ウタ"キ	NEEDLE BAR CLAMP	
4	S26012001	1	シメネジ"396-40X9	SCREW 396X9	
5	S26142001	1	クミヒモ6X6	WICK 6X6	
6	S26008001	1	ハリボ"ウクランクロット"	NEEDLE BAR CRANK ROD	
7	S26017001	1	ハリボ"ウメタルD	NEEDLE BAR BUSH (D)	
8	S26044001	1	トメネジ"675-24X20	SET SCREW 675X20	
<P11>					
9-1	S26188001	1	ハリボ"ウ	NEEDLE BAR	
10-1	S26189001	1	ハリボ"ウイトカケ	NEEDLE BAR THREAD GUIDE	
12	S26014001	1	シメネジ"225-48X2	SCREW 225X2	
13	S26015001	1	シメネジ"340-36X4	SCREW 340X4	
14	S25956014	1	ミシンハリDPXF22#14	NEEDLE DPXF22#14	
<P13>					
9-2	S26206992	1	ハリボ"ウ	NEEDLE BAR	
10-2	※	1	ハリタ"キ	NEEDLE CLAMP	
14	S25956014	2	ミシンハリDPXF22#14	NEEDLE DPXF22#14	
	<ヒラオサエヨウ /FOR HORIZONTAL PRESSER FOOT>				
11	S26015001	2	シメネジ"340-36X4	SCREW 340X4	
	<ローラーオサエヨウ /FOR ROLLER PRESSER FOOT>				
11	S26312001	2	シメネジ"318-40X3.3	SCREW 318X3.3	

◎ ※印のついている部品の部品コードをお調べの場合は、P.29のゲージ部品一覧表をご覧下さい。
◎ If there is a "※" mark, refer to the gauge assembly guide on page 29.
◎ Falls das Zeichen "※" steht, wird auf die Zusammenstellung der Vorrichtungen auf Seite 29 verwiesen.
◎ Si le signe "※" apparaît, se reporter à la page 29 du guide de montage de la jauge.
◎ Si aparece una marca "※", consultar la guía de armado de galga en la página 29.

D. 押工関係 /Presser foot mechanism/Stoffdrückerfuß/ Mécanisme du pied presseur/Mecanismo del prensa telas

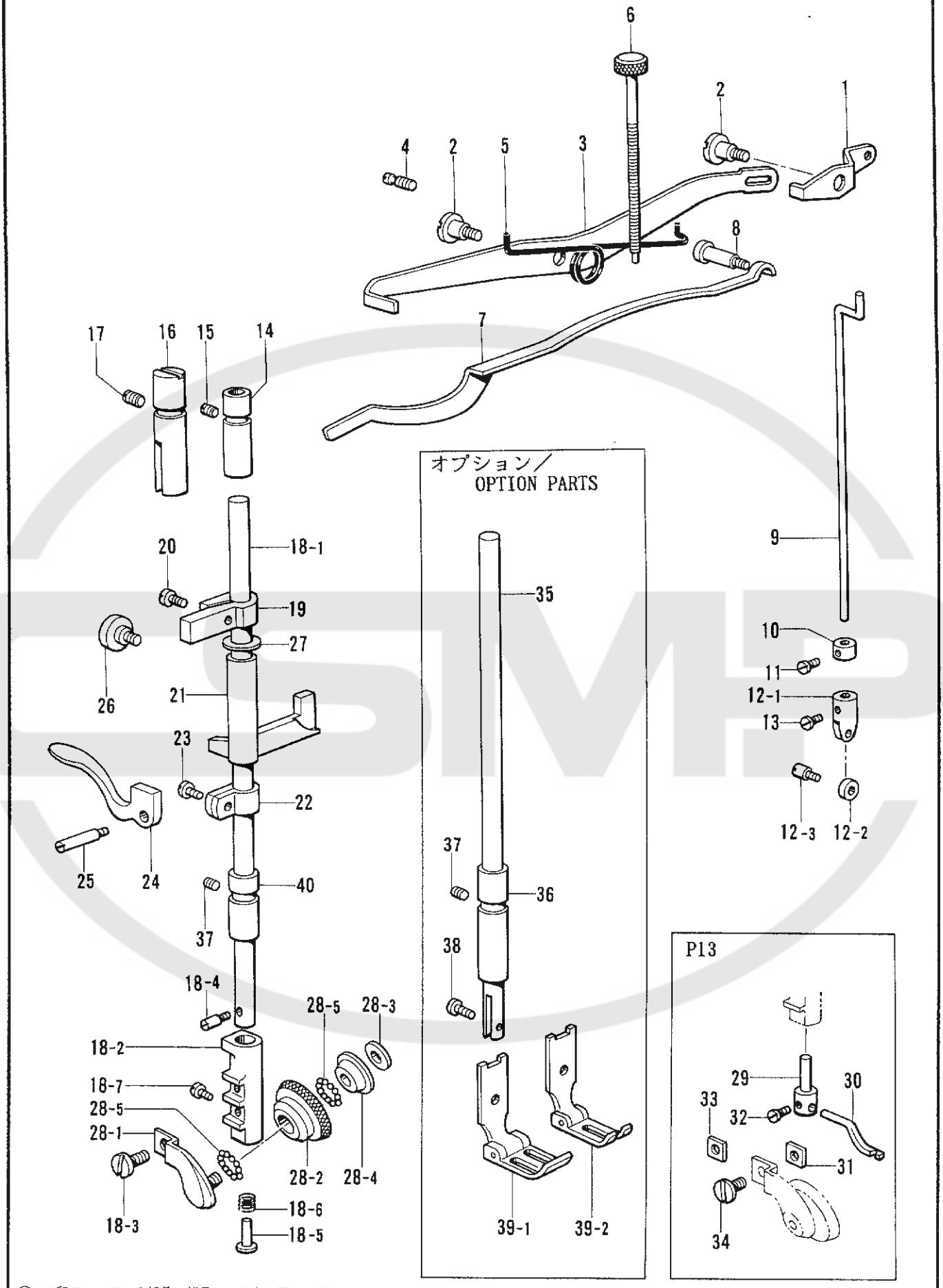

◎ ※印のついている部品の部品コードをお調べの場合は、P.29のゲージ部品一覧表をご覧下さい。
◎ If there is a "※" mark, refer to the gauge assembly guide on page 29.
◎ Falls das Zeichen "※" steht, wird auf die Zusammenstellung der Vorrichtungen auf Seite 29 verwiesen.
◎ Si le signe "※" apparaît, se reporter à la page 29 du guide de montage de la jauge.
◎ Si aparece una marca "※", consultar la guía de armado de galga en la página 29.

D. 押工関係 /Presser foot mechanism/Stoffdrückerfuß/ Mécanisme du pied presseur/Mecanismo del prensa telas

REF.NO.	CODE	Q'TY	ヒンメイ	NAME OF PARTS	RMKS
1	S26130001	1	オサエアケ"レンケツレハ"ー	CONNECTING LEVER	
2	S26131001	2	タ"ンネシ"675−24X6	STUD SCREW 675X6	
3	S26129001	1	オサエアケ"レハ"ー	PRESSER FOOT LIFTER LEVER	
4	S26221001	1	ハ"ネカケ	SPRING HOOK	
5	S26453001	1	ネシ"リハ"ネ	TWIST SPRING	
6	S26126001	1	ツマミネシ"675−24X80	SCREW 675X80	
7	S26124001	1	オサエイタハ"ネ	PLATE SPRING	
8	S26125001	1	タ"ンネシ"675−24X13	STUD SCREW 675X13	
9	S26287001	1	オサエアケ"オシホ"ウ	PRESSER FOOT LIFTER BAR	
10	S26132001	1	セットカラー	SET COLLAR	
11	S26035001	1	トメネシ"437−32X6	SCREW 437X6	
12	S26134001	1	ローラーブ"ラケットクミ	ROLLER BRACKET ASSEMBLY	
12-1	S26133001	1	ローラーブ"ラケット	ROLLER BRACKET	
12-2	S26135001	1	オサエアケ"オシホ"ウローラー	PRESSER BAR ROLLER	
12-3	S26136001	1	ピ"ンネシ"340−36X4	PIN SCREW 340X4	
13	S26035001	1	トメネシ"437−32X6	SET SCREW 437X6	
14	S26016001	1	オサエホ"ウメタルU	PRESSER BAR BUSH (U)	
15	S26153001	1	トメネシ"675−24X11	SET SCREW 675X11	
16	S26020001	1	オサエホ"ウアンナイブ"ッシュ	PRESSER BAR GUIDE BUSH	
17	S26153001	1	トメネシ"675−24X11	SET SCREW 675X11	
18	S26362001	1	ローラーオサエホ"ウクミ	ROLLER PRESSER BAR ASSEMBLY	
18-1	S26361001	1	ローラーオサエホ"ウ	ROLLER PRESSER BAR	
18-2	S26363001	1	ローラーオサエト"タ"イ	ROLLER PRESSER BRACKET	
18-3	S26364001	1	シメネシ"437−32X6	SCREW 437X6	
18-4	S26365001	1	ピ"ンネシ"3.4	PIN SCREW 3.4	
18-5	S26366001	1	オサエホ"ウピ"ン	PRESSER BAR PIN	
18-6	S26367001	1	ト"タ"イハ"ネ	SPRING	
18-7	S26015001	2	トメネシ"340−36X4	SET SCREW 340X4	
19	S26019001	1	オサエホ"ウアンナイ	PRESSER BAR GUIDE	
20	S26093001	1	シメネシ"396−40X6	SCREW 396X6	
21	S26186001	1	オサエホ"ウタ"キ	PRESSER BAR CLAMP	
22	S26026001	1	オサエホ"ウタ"キ	PRESSER BAR CLAMP	
23	S26012001	1	シメネシ"396−40X9	SCREW 396X9	
24	S26091001	1	オサエアケ"	PRESSER FOOT LIFTER	
25	S26092001	1	ピ"ンネシ"450−32X7	PIN SCREW 450X7	
26	S26025001	1	タ"ンネシ"675−24X8	STUD SCREW 675X8	
27	S26187001	1	スプリング"サ"カ"ネ	SPRING WASEHR	
28	S26581001	1	ローラーオサエクミ	ROLLER PRESSER FOOT ASSEMBLY	
28-1	S26580001	1	ローラーホルタ"ー	ROLLER HOLDER	
28-2	S26579001	1	ローラー	ROLLER	
28-3	S26582001	1	ナット4.76	NUT 4.76	
28-4	S26583001	1	ナット4.76	NUT 4.76	
28-5	S26965001	50	コウキュウ1/16	STEEL BALL 1/16	
37	S26153001	1	トメネシ"675−24X11	SET SCREW 675X11	
40	S26585001	1	オサエホ"ウメタルD	PRESSER BAR BUSH (D)	
<P13>					
29	S26310001	1	ホシ"ョオサエト"タ"イ	SUB PRESSER FOOT BRACKET	
30	※	1	ホシ"ョオサエ	SUB PRESSER FOOT	
31	S26311001	1	ホシ"ョオサエSトメイタ	SUB PRESSER FOOT (S) SETTING PLATE	
32	S25887001	1	シメネシ"357−40X4	SCREW 357X4	
33	※	1	R.ホルタ"ーウケイタ	R HOLDER BRACKET PLATE	
34	S26402001	1	ホルタ"ートメ	HOLDER STOPPER	
<オプションパーツ /OPTION PARTS>					
35	S26018001	1	オサエホ"ウ	PRESSER BAR	
36	S26585001	1	オサエホ"ウメタルD	PRESSER BAR BUSH (D)	
37	S26153001	1	トメネシ"675−24X11	SET SCREW 675X11	
38	S26094001	1	シメネシ"340−36X9	SCREW 340X9	
	<P11>				
39-1	S26474001	1	オサエ	PRESSER FOOT	
	<P13>				
39-2	※	1	オサエ	PRESSER FOOT	

E. 送り関係 /Feed mechanism/Transportvorrichtung/
Mécanisme de l'entraînement/Mecanismo de la alimentación

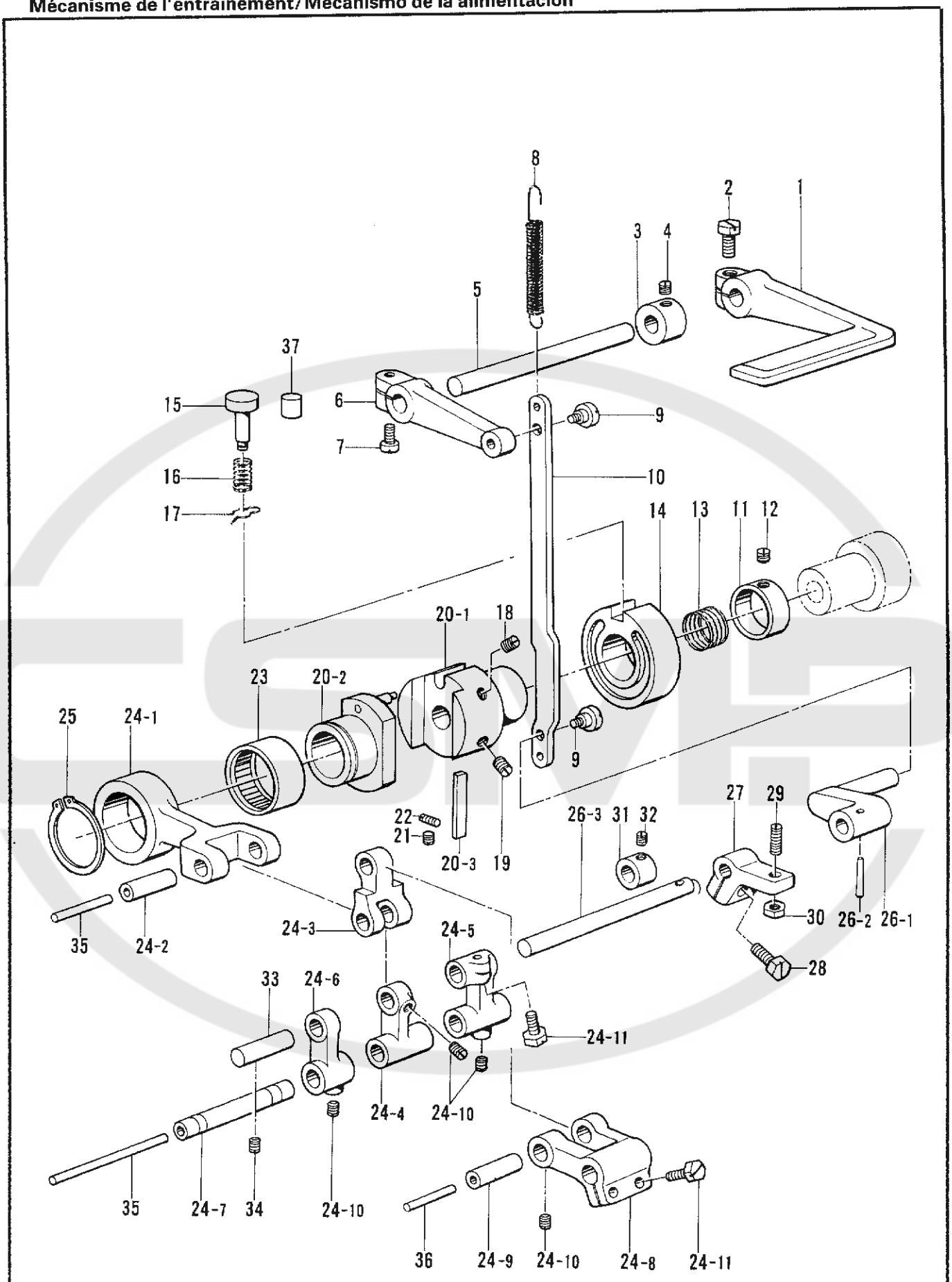

E. 送り関係 /Feed mechanism/Transportvorrichtung/ Mécanisme de l'entraînement/Mecanismo de la alimentación

REF.NO.	CODE	Q'TY	ヒンメイ	NAME OF PARTS	RMKS
1	S26181001	1	カエシヌイレバ"ー	REVERSE STITCHING LEVER	
2	S26182001	1	シメネジ"595-28X18	SCREW 595X18	
3	S26176001	1	セットカラー	SET SCREW	
4	S25917001	1	トメネジ"595-28X7	SET SCREW 595X7	
5	S26281001	1	カエシヌイレバ"ージ"ク	REVERSE STITCHING SHAFT	
6	S26262001	1	レバ"ー	LEVER	
7	S25882001	1	シメネジ"595-28X16	SCREW 595X16	
8	S25294001	1	カエシヌイレバ"ーバ"ネ	REVERSE STITCHING LEVER SPRING	
9	S26131001	2	タ"ンネジ"675-24X6	STUD SCREW 675X6	
10	S26351001	1	バ"ックレンケツロット"	REVERSE CONNECTING ROD	
11	S26075001	1	オシリング"	RING	
12	S26039001	2	トメネジ"635-32X5	SET SCREW 635X5	
13	S26076001	1	バ"ネ	SPRING	
14	S26192001	1	チョウセツカム	ADJUSTING CAM	
15	S26095001	1	オシボ"タン	PRESSER BUTTON	
16	S26096001	1	バ"ネ	SPRING	
17	S26097001	1	オシボ"タントメピ"ン	SET PIN	
18	S26078001	1	トメネジ"635-32X12	SET SCREW 635X12	
19	S26157001	1	トメネジ"635-32	SET SCREW 635-32	
20	S26541001	1	オクリカムクミ	FEED CAM ASSEMBLY	
20-1	S26077001	1	オクリカムト"タ"イ	FEED CAM BRACKET	
20-2	S26540001	1	オクリカム	FEED CAM	
20-3	S26081001	1	アンナイイタ	GUIDE PLATE	
21	S26080001	2	アナトメネジ"318-40X5	SET SCREW 318X5	
22	S26079001	2	アナトメネジ"318-40X8	SET SCREW 318X8	
23	S26162001	1	ニート"ルベ"アリング"	NEEDLE BEARING	
24	S26270001	1	シタオクリロット"クミ	LOWER FEED ROD ASSEMBLY	
24-1	S26269001	1	シタオクリロット"	LOWER FEED ROD	
24-2	S26271001	1	シタオクリロット"ピ"ン	LOWER FEED ROD PIN	
24-3	S26273001	1	フタマタリンク	FEED FORKED LINK	
24-4	S26274001	1	レンケツリンク	CONNECTING LINK	
24-5	S26275001	1	オクリクランクR	FEED CRANK (R)	
24-6	S26276001	1	オクリクランクL	FEED CRANK (L)	
24-7	S26277001	1	ピ"ン	PIN	
24-8	S26278001	1	レンケツレバ"ー	CONNECTING LEVER	
24-9	S26279001	1	ピ"ン	PIN	
24-10	S26272001	5	トメネジ"556-32X5	SET SCREW 556X5	
24-11	S26150001	3	ボ"ルト675-24X16	BOLT 675X16	
25	S26542001	1	トメワ	STOP RING	
26	S25989001	1	ト"タ"イシ"クホルタ"ークミ	BASE SHAFT HOLDER ASSEMBLY	
26-1	S26263001	1	レンケツリンク	CONNECTING LINK	
26-2	S26264001	1	テーパ"ーピ"ン	TAPER PIN	
26-3	S25979001	1	バ"ックト"タ"イシ"ク	BACK BRACKET SHAFT	
27	S26266001	1	スタット"	STUD	
28	S26150001	1	スタット"シメネジ"	STUD SCREW	
29	S26267001	2	チョウセツネジ"	ADJUST SCREW	
30	S25894001	2	ナット5	NUT 5	
31	S26265001	1	カラー	COLLAR	
32	S26039001	2	トメネジ"635-32X5	SET SCREW 635X5	
33	S26268001	1	ピ"ン	PIN	
34	S26157001	1	トメネジ"635-32	SET SCREW 635-32	
35	S29495001	2	クミヒモ	WICK	
36	S29485001	1	クミヒモ	WICK	
37	S26577001	1	ゴ"ムセン	OIL CAP	

F. 上軸関係 /Upper shaft mechanism/Obere Welle/
Mécanisme de l'arbre superieur/Mecanismo de la eje superior

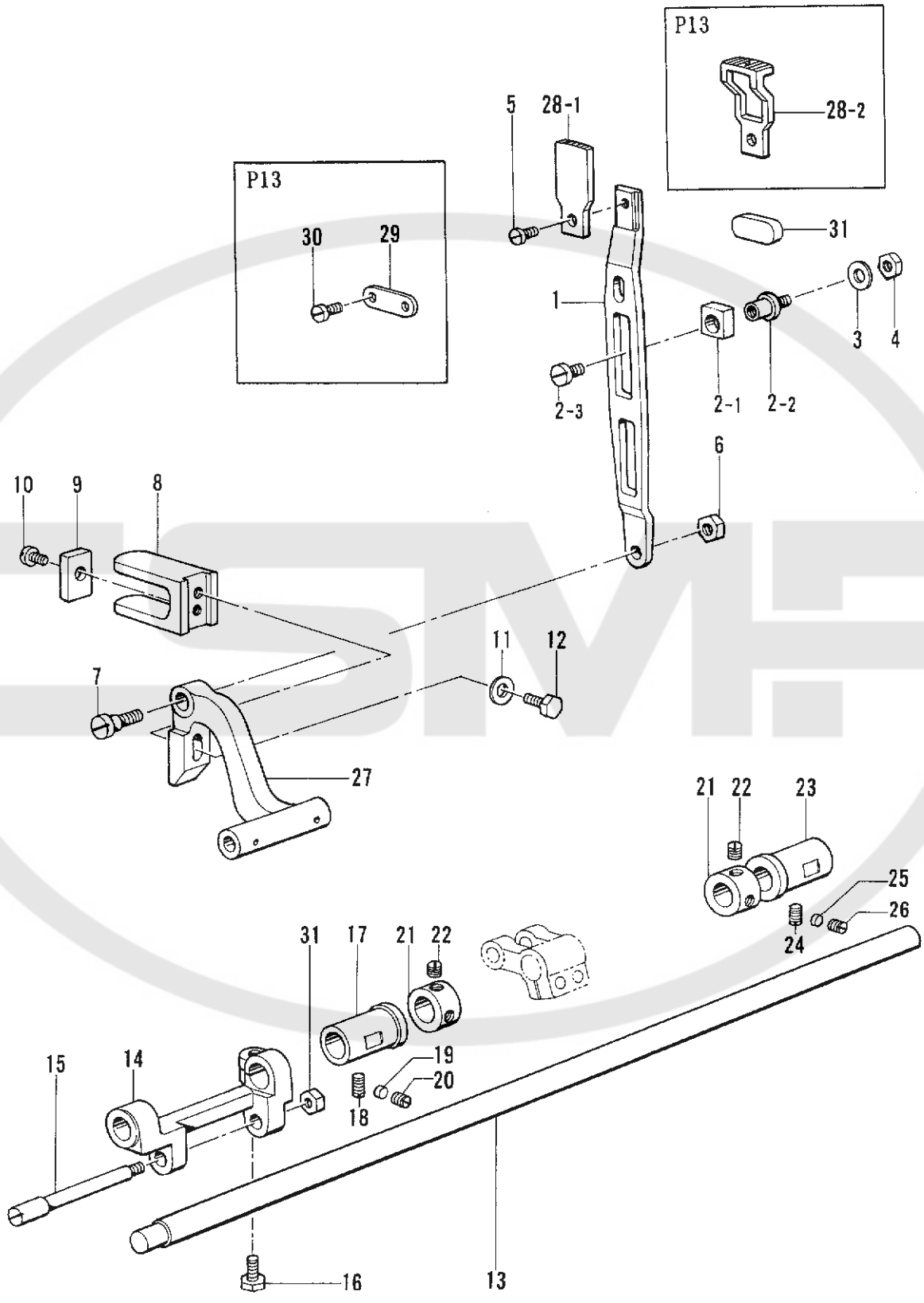

F. 上軸関係 /Upper shaft mechanism/Obere Welle/ Mécanisme de l'arbre superieur/Mecanismo de la eje superior

REF.NO.	CODE	Q'TY	ヒンメイ	NAME OF PARTS	RMKS
1	S26333001	1	オクリイタ	FEED PLATE	
2	S26335001	1	オクリイタカクコマクミ	FEED PLATE SLIDE BLOCK ASSEMBLY	
2-1	S26334001	1	オクリイタカクコマ	FEED PLATE SLIDE BLOCK	
2-2	S26336001	1	オクリイタカクコマダ"ンネジ"	STUD SCREW	
2-3	S25907001	1	シメネジ"318−44X4	SCREW 318X4	
3	S26907001	1	サ"カ"ネ	WASHER	
4	S26459001	1	ナット5.56	NUT 5.56	
5	S26035001	1	シメネジ"437−32X6	SCREW 437X6	
6	S27727001	1	ナット476−32	NUT 476-32	
7	S26338001	1	ダ"ンネジ"	STUD SCREW	
8	S26381001	1	コノジ"	BRACKET	
9	S26056001	1	フエルト	FELT	
10	S26057001	1	シメネジ"318−40X3	SCREW 318X3	
11	S26058001	1	ヒラサ"カ"ネ	PLAIN WASHER	
12	S27737001	1	ホ"ルト556−32X15	BOLT 556X15	
13	S26348001	1	オクリジ"ク	FEED SHAFT	
14	S26349001	1	オクリウデ"	FEED ARM	
15	S27059001	1	オクリト"ダ"イヒ"ンネジ"	PIN SCREW	
16	S25883001	1	ヒ"ンネジ"675−24X14	PIN SCREW 675X14	
17	S26054001	1	オクリジ"クメタルF	FEED SHAFT BUSH (F)	
18	S26000001	1	トメネジ"675−24X14	SET SCREW 675X14	
19	S26213001	1	サ"カ"ネ	WASHER	
20	S26153001	1	トメネジ"675−24X11	SET SCREW 675X11	
21	S26055001	2	セットカラー	SET COLALR	
22	S26155001	4	トメネジ"675−24X11	SET SCREW 675X11	
23	S26154001	1	オクリジ"クメタルB	FEED SHAFT BUSH (B)	
24	S26044001	1	トメネジ"675−24X20	SET SCREW 675X20	
25	S26213001	1	サ"カ"ネ	WASHER	
26	S26004001	1	トメネジ"675−24X9	SET SCREW 675X9	
27	S26350001	1	オクリト"ダ"イ	FEED BRACKET	
31	S29766001	1	ナット6.75X24	NUT 6.75X24	
<P11>					
28-1	S26290001	1	オクリハ"	FEED DOG	
31	S29291001	1	フエルト	FELT	
<P13>					
28-2	※	1	オクリハ"	FEED DOG	
29	S26300001	1	オクリイタオサエ	FEED PLATE PRESSER	
30	S26035001	2	シメネジ"437−32X6	SCREW 437X6	

◎ ※印のついている部品の部品コードをお調べの場合は、P.29のゲージ部品一覧表をご覧下さい。
◎ If there is a "※" mark, refer to the gauge assembly guide on page 29.
◎ Falls das Zeichen "※" steht, wird auf die Zusammenstellung der Vorrichtungen auf Seite 29 verwiesen.
◎ Si le signe "※" apparaît, se reporter à la page 29 du guide de montage de la jauge.
◎ Si aparece una marca "※", consultar la guía de armado de galga en la página 29.

G. 下軸関係 /Lower shaft mechanism/Untere Welle/ Mécanisme de l'arbre inférieur/Mecanismo del eje inferior

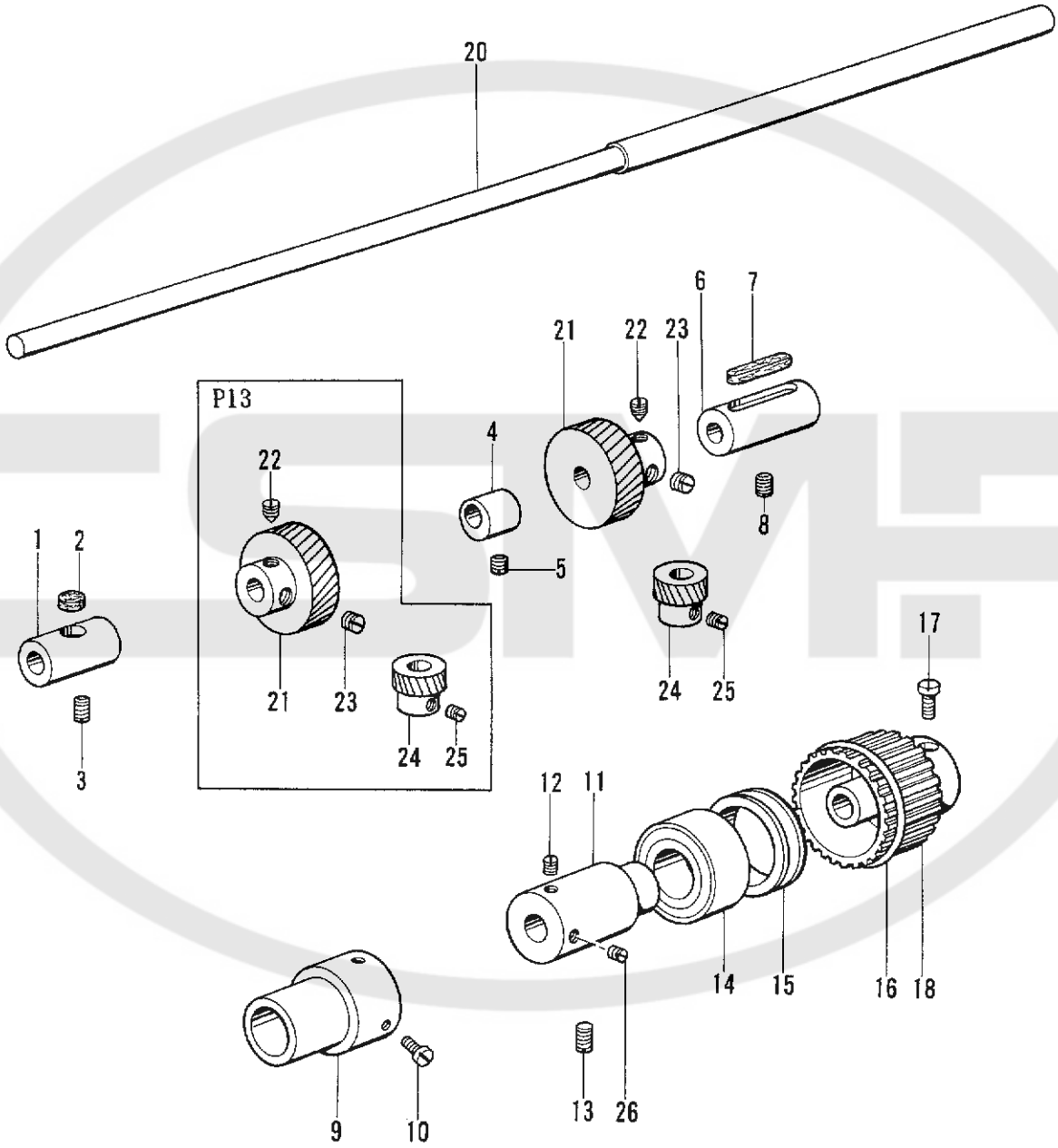

G. 下軸関係 /Lower shaft mechanism/Untere Welle/ Mécanisme de l'arbre inférieur/Mecanismo del eje inferior

REF.NO.	CODE	Q'TY	ヒンメイ	NAME OF PARTS	RMKS
1	S26166001	1	シタジ"クメタルL	LOWER SHAFT BUSH (L)	
2	S26215001	1	フエルト	FELT	
3	S26044001	1	トメネジ"675−24X20	SET SCREW 675X20	
4	S26288001	1	オクリジ"ョウケ"カム	FEED VERTICAL CAM	
5	S26090001	1	トメネジ"635−32X5	SET SCREW 635X5	
6	S26341001	1	シタジ"クメタルM	LOWER SHAFT BUSH (M)	
7	S26144001	1	クミヒモ	WICK	
8	S26000001	1	トメネジ"675−24X14	SET SCREW 675X14	
9	S27014001	1	コネクタクキャップ"6PB	CONNECTOR CAP (6PB)	
10	S26062001	3	トメネジ"340−36X5	SET SCREW 340X5	
11	S26060001	1	ヘ"アリング"フ"ッシュ	BEARING BUSH	
12	S26090001	1	トメネジ"635−32X5	SET SCREW 635X5	
13	S26044001	1	トメネジ"675−24X20	SET SCREW 675X20	
14	S26040001	1	ヘ"アリング"6202ZZA	BEARING (6202ZZA)	
15	S26061001	1	ミソ"ツキリング"	RING	
16	S26047001	1	タイミング"フ"ーリーリング"	TIMING PULLEY RING	
17	S26065001	2	トメネジ"635−32X10	SET SCREW 635X10	
18	S26193001	1	タイミング"フ"ーリーD	TIMING PULLEY (D)	
20	S26380001	1	シタジ"ク	LOWER SHAFT	
26	S26039001	1	トメネジ"635−32X5	SET SCREW 635X5	
<P11>					
21	S26084001	1	キ"ヤーL	GEAR (L)	
22	S26085001	1	トメネジ"635−32X8	SET SCREW 635X8	
23	S26156001	1	トメネジ"635−32X7	SET SCREW 635X7	
24	S26219001	1	キ"ヤーS	GEAR (S)	
25	S26158001	3	トメネジ"635−32X4	SET SCREW 635X4	
<P13>					
21	S26084001	2	キ"ヤーL	GEAR (L)	
22	S26085001	2	トメネジ"635−32X8	SET SCREW 635X8	
23	S26156001	2	トメネジ"635−32X7	SET SCREW 635X7	
24	S26219001	2	キ"ヤーS	GEAR (S)	
25	S26158001	6	トメネジ"635−32X4	SET SCREW 635X4	

<P11>

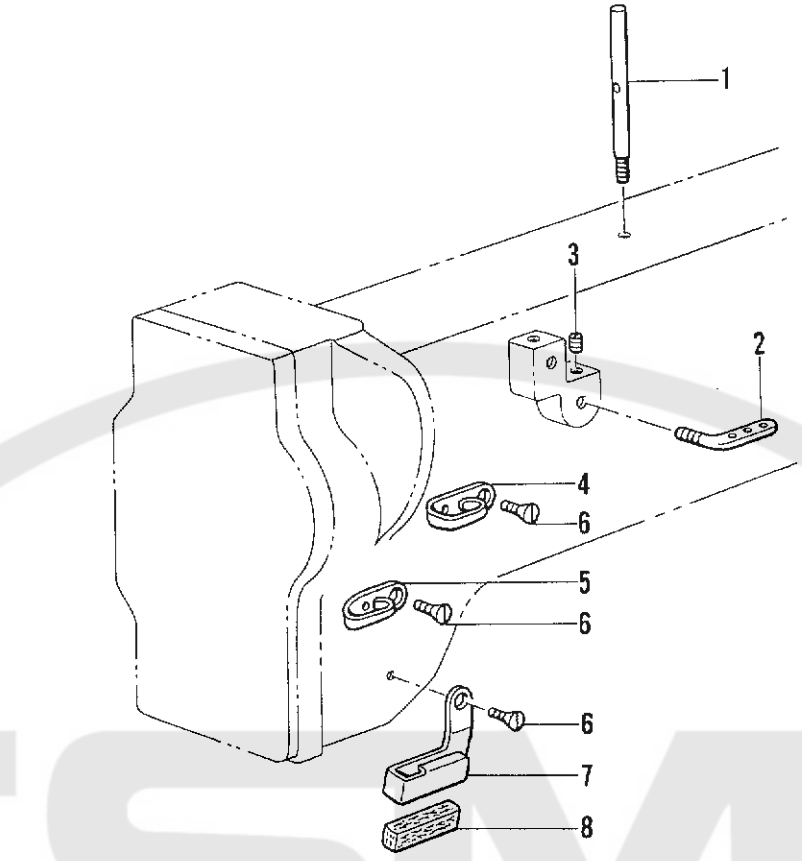

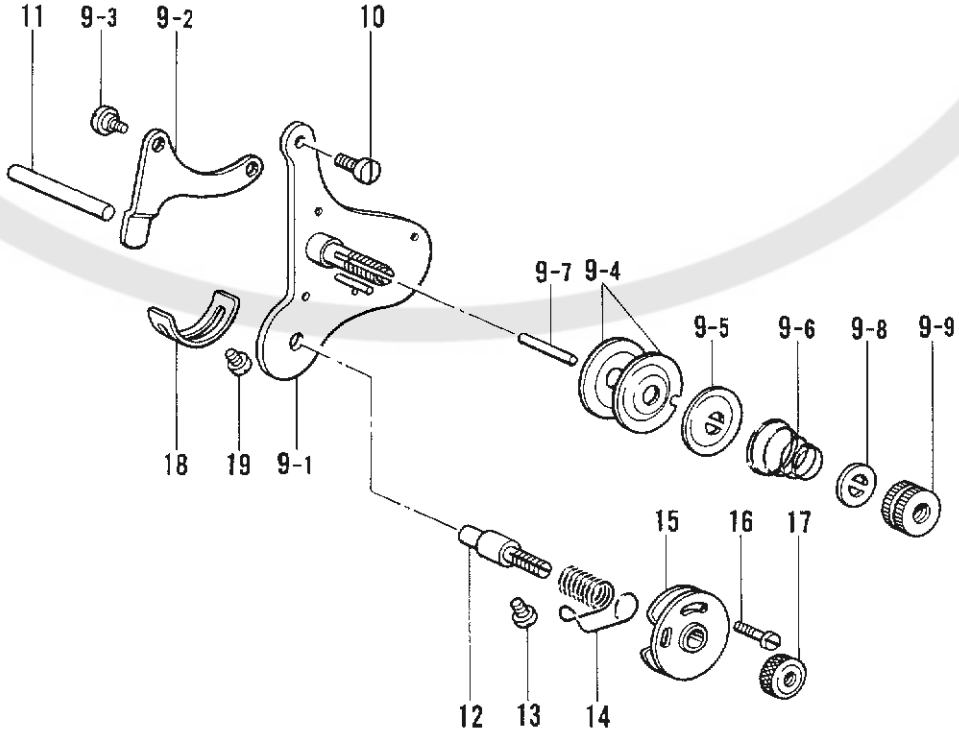

H1. 糸調子関係 /Thread tension/Faderspannung/ Tension du fil/Tensión del hilo

REF.NO.	CODE	Q'TY	ヒンメイ	NAME OF PARTS	RMKS
<P11>					
1	S26128001	1	イトカケ	THREAD HOOK	
2	S26103001	1	ミツメイトカケ	THREAD HOOK	
3	S26104001	1	トメネジ"340-36X6	SET SCREW 340X6	
4	S26105001	1	アームイトアンナイ	ARM THREAD GUIDE	
5	S26106001	1	アームイトアンナイ	ARM THREAD GUIDE	
6	S26107001	3	サラネジ"340-36X6	SCREW 340X6	
7	S26151001	1	アームイトアンナイD	ARM THREAD GUIDE (D)	
8	S26152001	1	アームイトアンナイフエルト	ARM THREAD GUIDE FELT	
9	S26099001	1	ウワイトチョウシクミ	UPPER THREAD TENSION ASSEMBLY	
9-1	S26098001	1	チョウシダ"イイタ	TENSION BRACKET PLTE	
9-2	S26101001	1	イトユルメレバ"ー	THREAD RELEASE LEVER	
9-3	S26102001	2	タ"ンネジ"340-36X2	STUD SCREW 340X2	
9-4	S26110001	2	イトチョウシサラ	THREAD TENSION DISC	
9-5	S26111001	1	チョウシサラオサエ	TENSION DISC PRESSER	
9-6	S26112001	1	イトチョウシバ"ネ	THREAD TENSION SPRING	
9-7	S26170001	1	イトユルメピ"ン	THREAD RELEASE PIN	
9-8	S26983001	1	サ"カ"ネ	WASHER	
9-9	S27341001	1	イトチョウシナット	THREAD TENSION NUT	
10	S26035001	1	シメネジ"437-32X6	SCREW 437X6	
11	S26137001	1	イトユルメジ"ク	THREAD RELEASE SHAFT	
12	S26169001	1	イトチョウシボ"ウ	THREAD TENSION STUD	
13	S26022001	1	トメネジ"437-32X14	SCREW 437X14	
14	S26108001	1	イトトリバ"ネ	SPRING	
15	S26113001	1	イトトリバ"ネアンナイ	SPRING GUIDE	
16	S26115001	1	シメネジ"UNF2-6X6.5	SCREW UNF2-6X6.5	
17	S26116001	1	イトチョウシナット	THREAD TENSION NUT	
18	S26109001	1	イトトリバ"ネストッパ°	SPRING STOPPER	
19	S26087001	1	シメネジ"340-36X6	SCREW 340X6	

<P13>

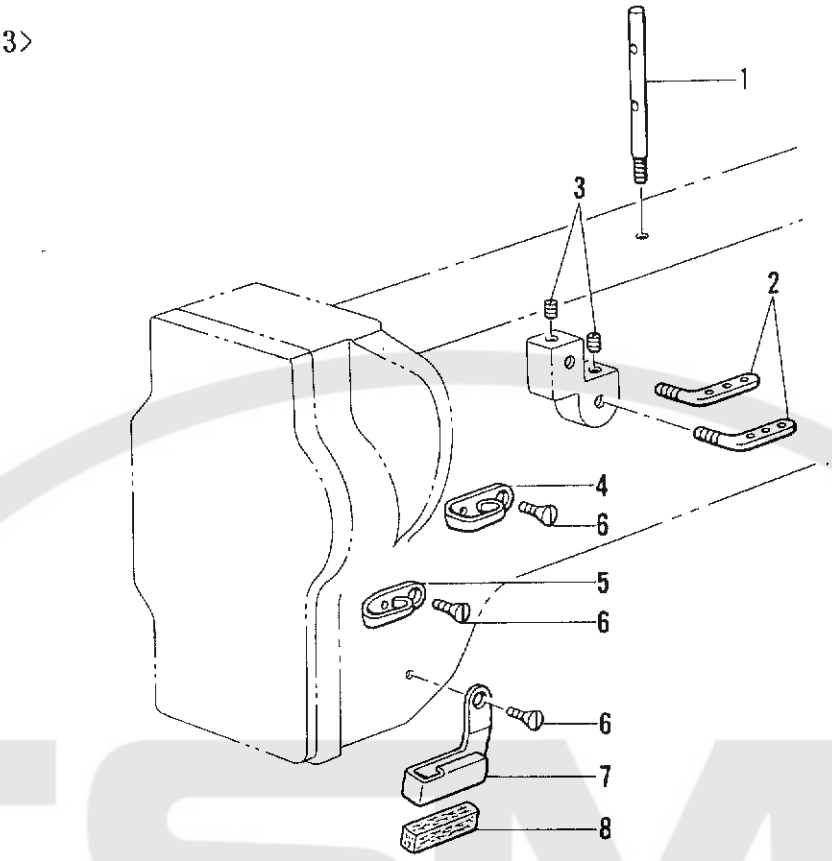
1
3
2
4
6
5
6
6
7
8

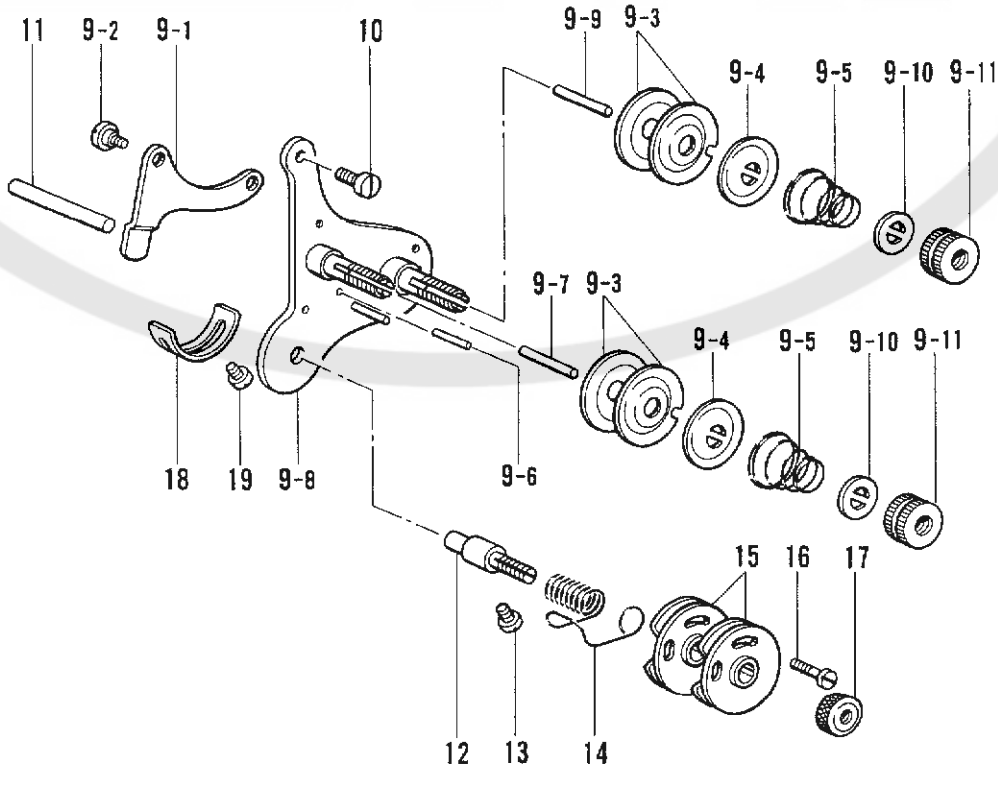
11
9-2
9-1
10
9-9
9-3
9-4
9-5
9-10
9-11
9-7
9-3
9-4
9-5
9-10
9-11
18
19
9-8
9-6
15
16
17
12
13
14

H2. 糸調子関係 /Thread tension/Faderspannung/ Tension du fil/Tensión del hilo

REF.NO.	CODE	Q'TY	ヒンメイ	NAME OF PARTS	RMKS
<P13>					
1	S26194001	1	イトカケ	THREAD HOOK	
2	S26103001	2	ミツメイトカケ	THREAD HOOK	
3	S26104001	2	トメネジ"340-36X6	SET SCREW 340X6	
4	S26105001	1	アームイトアンナイ	ARM THREAD GUIDE	
5	S26223001	1	アームイトアンナイM	ARM THREAD GUIDE (M)	
6	S26107001	3	サラネジ"340-36X6	SCREW 340X6	
7	S26151001	1	アームイトアンナイD	ARM THREAD GUIDE (D)	
8	S26152001	1	アームイトアンナイフェルト	ARM THREAD GUIDE FELT	
9	S26202001	1	ウワイトチョウシクミ	UPPER THREAD TENSION ASSEMBLY	
9-1	S26101001	1	イトユルメレバ"ー	THREAD RELEASE LEVER	
9-2	S26102001	2	タ"ンネジ"340-36X2	STUD SCREW 340X2	
9-3	S26110001	4	イトチョウシサラ	THREAD TENSION DISC	
9-4	S26111001	2	チョウシサラオサエ	TENSION DISC PRESSER	
9-5	S26112001	2	イトチョウシバ"ネ	THREAD TENSION SPRING	
9-6	S26168001	1	ストレートピン1.9X9	PIN 1.9X9	
9-7	S26198001	1	イトユルメピンL	THREAD RELEASE PIN (L)	
9-8	S26201001	1	チョウシタ"イイタ	ADJUSTING BRACKET PLATE	
9-9	S26204001	1	イトユルメピンS	THREAD RELEASE PIN (S)	
9-10	S26983001	2	サ"カ"ネ	WASHER	
9-11	S27341001	2	イトチョウシナット	THREAD TENSION NUT	
10	S26035001	1	シメネジ"437-32X6	SCREW 437X6	
11	S26137001	1	イトユルメシ"ク	THREAD RELEASE SHAFT	
12	S26197001	1	イトチョウシホ"ウL	THREAD TENSION STUD (L)	
13	S26022001	1	トメネジ"437-32X14	SCREW 437X14	
14	S26108001	1	イトトリバ"ネ	SPRING	
15	S26113001	2	イトトリバ"ネアンナイ	SPRING GUIDE	
16	S26206001	1	シメネジ"238-80X12	SCREW 238X12	
17	S26116001	1	イトチョウシナット	THREAD TENSION NUT	
18	S26109001	1	イトトリバ"ネ	SPRING	
19	S26087001	1	シメネジ"340-36X6	SCREW 340X6	

J1. カマ関係 /Rotary hook mechanism/Greifervorrichtung/ Mécanisme de crochet rotatif/Mecanismo del cangrejo

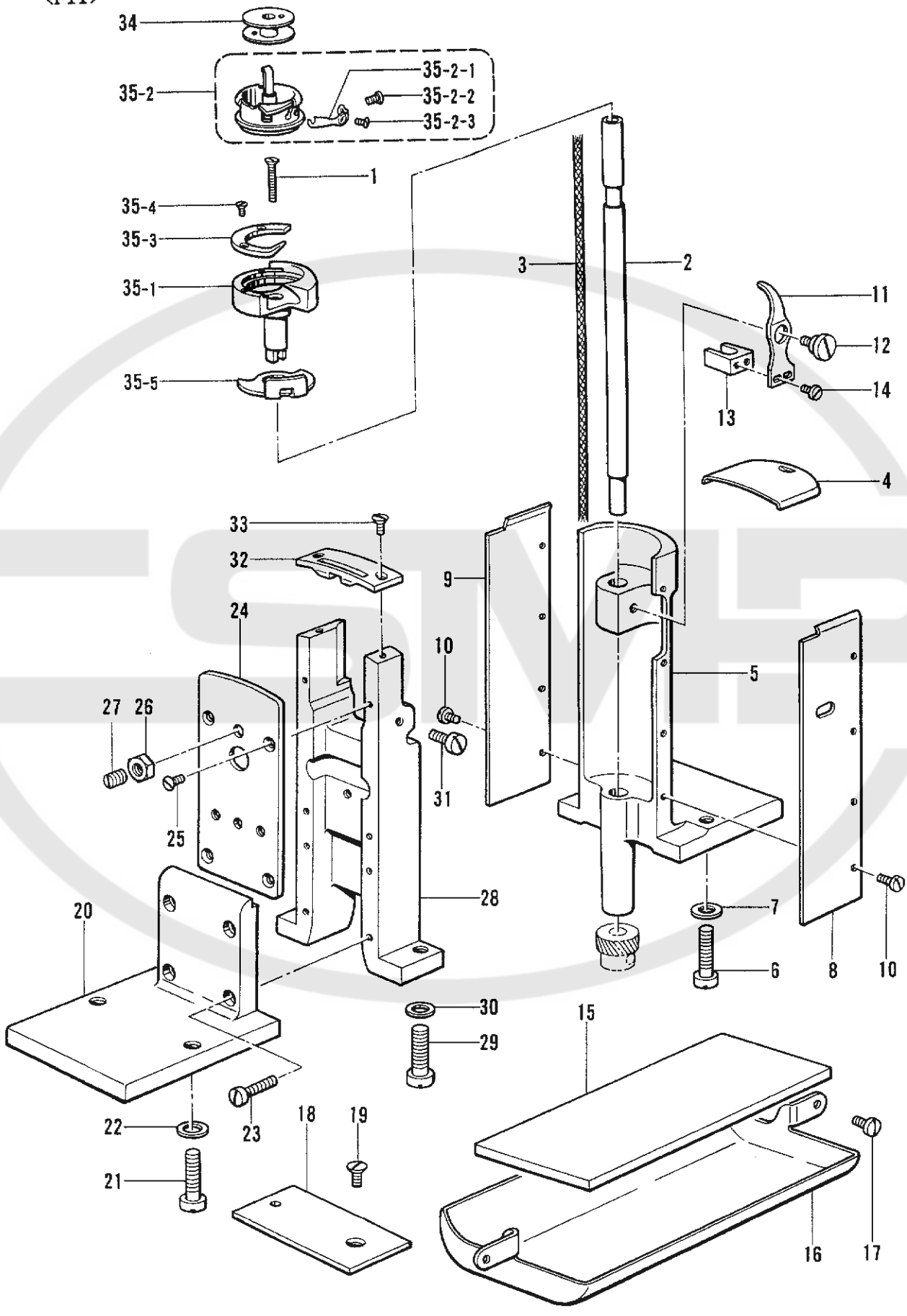

J1. カマ関係 /Rotary hook mechanism/Greifervorrichtung/ Mécanisme de crochet rotatif/Mecanismo del cangrejo

REF.NO.	CODE	Q'TY	ヒンメイ	NAME OF PARTS	RMKS
<P11>					
1	S26317001	1	サラネジ"3.4−36X27	SCREW 3.4X27	
2	S26318001	1	カマシ"ク	ROTARY HOOK SHAFT	
3	S26344001	1	カマト"タ"イアフ"ラシン	ROTARY HOOK BRACKET WICK	
4	S26319001	1	カマフタ	ROTARY HOOK COVER	
5	S26320001	1	カマト"タ"イ	ROTARY HOOK BRACKET	
6	S26321001	2	シメネジ"785−20X26	SCREW 785X26	
7	S26342001	2	サ"カ"ネ	WASHER	
8	S26322001	1	カマト"タ"イカハ"ーF	ROTARY HOOK BRACKET COVER (F)	
9	S26323001	1	カマト"タ"イカハ"ーB	ROTARY HOOK BRACKET COVER (B)	
10	S26324001	8	サラネジ"3.4−36X4	ROTARY HOOK 3.4X4	
11	S26325001	1	BCオープナー	BOBBIN CASE OPENER	
12	S26326001	1	タ"ンネジ"6.75	STUD SCREW 6.75	
13	S26327001	1	オープナーフタマタ	OPENER BRACKET	
14	S26087001	2	シメネジ"340−36X6	SCREW 340X6	
15	S26345001	1	キ"ヤーカハ"ーフエルト	FELT	
16	S26343001	1	キ"ヤーカハ"ー	GEAR COVER	
17	S26035001	2	シメネジ"437−32X6	SCREW 437X6	
18	S26339001	1	サシイタ3(1/2−3/4)	COVER 3 (1/2-3/4)	
19	S25901001	1	サラネジ"437−40X8	SCREW 437X8	
20	S26332001	1	ホシ"ョト"タ"イ	SUB BRACKET	
21	S26321001	2	ホシ"ョト"タ"イトメ	SUB BRACKET STOPPER	
22	S26342001	2	ト"タ"イトメサ"カ"ネ	WASHER	
23	S26022001	4	シメネジ"437−32X14	SCREW 437X14	
24	S26330001	1	ハリイタト"タ"イカハ"ー	NEEDLE PLATE BRACKET COVER	
25	S26331001	4	サラネジ"4.37−32	SCREW 4.37-32	
26	S25996001	1	ナット635−32	NUT 635-32	
27	S26156001	1	トメネジ"635−32X7	SET SCREW 635X7	
28	S26328001	1	ハリイタト"タ"イ	NEEDLE PLATE BRACKET	
29	S26329001	2	シメネジ"785−32X18	SCREW 785X18	
30	S26342001	2	サ"カ"ネ	WASHER	
31	S26364001	1	シメネジ"437−32X6	SCREW 437X6	
32	S26289001	1	ハリイタ	NEEDLE PLATE	
33	S26420001	2	サラネジ"3.4−36X8	SCREW 3.4X8	
34	S26089001	1	ホ"ビ"ン	BOBBIN	
35	S26293001	1	カマクミ	ROTARY HOOK ASSEMBLY	
35-1	S27757001	1	ソトカマ	OUTER ROTARY HOOK	
35-2	S29042001	1	ウチカマクミ	INNER ROTARY ASSEMBLY	
35-2-1	S27753001	1	チョウシハ"ネ	TENSION SPRING	
35-2-2	S27754001	1	トメネジ"	SET SCREW	
35-2-3	S27755001	1	チョウシネジ"	ADJUST SCREW	
35-3	S27750001	1	ウチカマオサエ	INNER ROTARY HOOK PRESSER	
35-4	S27751001	2	シメネジ"	SCREW	
35-5	S27752001	1	ハリウケ	NEEDLE BRACKET	
36	S26087001	2	シメネジ"340−36X6	SCREW 340X6	

J2. カマ関係 /Rotary hook mechanism/Greifervorrichtung/ Mécanisme de crochet rotatif/Mecanismo del cangrejo

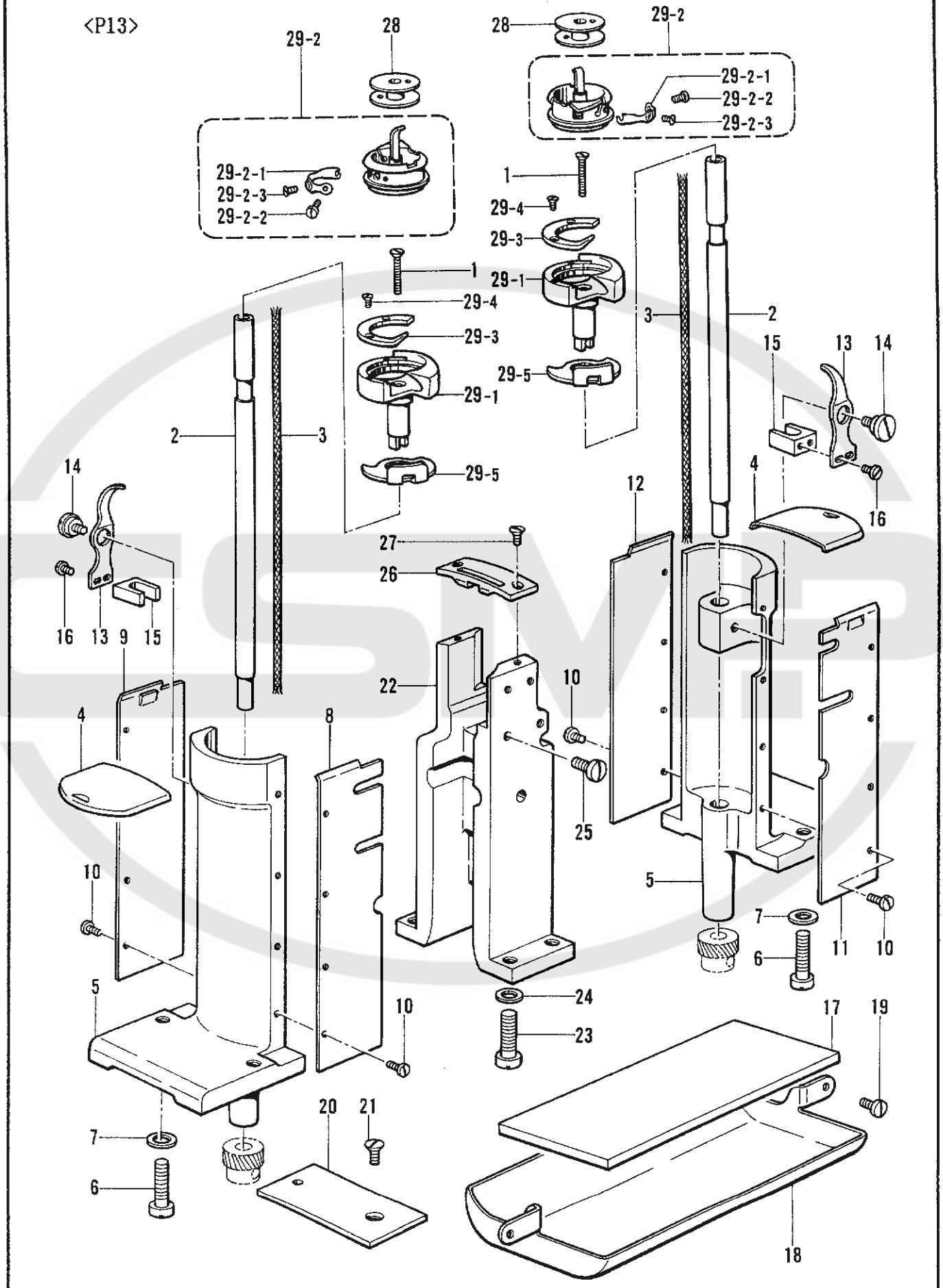

J2. カマ関係 /Rotary hook mechanism/Greifervorrichtung/ Mécanisme de crochet rotatif/Mecanismo del cangrejo

REF.NO.	CODE	Q'TY	ヒンメイ	NAME OF PARTS	RMKS
<P13>					
1	S26317001	2	ｻﾗﾈｼﾞ3.4-36X27	SCREW 3.4X27	
2	S26318001	2	ｶﾏｼﾞｸ	ROTARY HOOK SHAFT	
3	S26344001	2	ｶﾏﾄﾞﾀﾞｲｱﾌﾞﾗｼﾝ	ROTARY HOOK BRACKET WICK	
4	S26319001	2	ｶﾏﾌﾞﾀ	ROTARY HOOK COVER	
5	S26320001	2	ｶﾏﾄﾞﾀﾞｲ	ROTARY HOOK BRACKET	
6	S26321001	4	ｼﾒﾈｼﾞ785-20X26	SCREW 785X26	
7	S26342001	4	ｻﾞｶﾞﾈ	WASHER	
8	※	1	ｶﾏﾄﾞﾀﾞｲｶﾊﾞｰLF	ROTARY HOOK BRACKET COVER (LF)	
9	※	1	ｶﾏﾄﾞﾀﾞｲｶﾊﾞｰLB	ROTARY HOOK BRACKET COVER (LB)	
10	S26324001	16	ｻﾗﾈｼﾞ3.4-36X4	SCREW 3.4X4	
11	※	1	ｶﾏﾄﾞﾀﾞｲｶﾊﾞｰRF	ROTARY HOOK BRACKET COVER (RF)	
12	※	1	ｶﾏﾄﾞﾀﾞｲｶﾊﾞｰRB	ROTARY HOOK BRACKET COVER (RB)	
13	S26325001	2	BCｵｰﾌﾟﾅｰ	BOBBIN CASE OPENER	
14	S26326001	2	ﾀﾞﾝﾈｼﾞ6.75	STUD SCREW 6.75	
15	S26327001	2	ｵｰﾌﾟﾅｰﾌﾀﾏﾀ	OPENER BRACKET	
16	S26087001	4	ｼﾒﾈｼﾞ340-36X6	SCREW 340X6	
17	S26345001	1	ﾌｴﾙﾄ	FELT	
18	S26343001	1	ｷﾞﾔｰｶﾊﾞｰ	GEAR COVER	
19	S26035001	2	ｼﾒﾈｼﾞ437-32X6	SCREW 437X6	
20	S26346001	1	ｻｼｲﾀ1 (1/32-1/8)	COVER 1 (1/32-1/8)	
21	S25901001	1	ｻﾗﾈｼﾞ437-40X8	SCREW 437X8	
22	S26299001	1	ﾊﾘｲﾀﾄﾞﾀﾞｲ	NEEDLE PLATE BRACKET	
23	S26329001	4	ｼﾒﾈｼﾞ785-20X18	SCREW 785X18	
24	S26342001	4	ｻﾞｶﾞﾈ	WASHER	
25	S26364001	2	ｼﾒﾈｼﾞ437-32X6	SCREW 437X6	
26	※	1	ﾊﾘｲﾀ	NEEDLE PLATE	
27	S26420001	2	ｻﾗﾈｼﾞ3.4-36X8	SCREW 3.4X8	
28	S26089001	2	ﾎﾞﾋﾞﾝ	BOBBIN	
29	S26377001	2	ｶﾏｸﾐ	ROTARY HOOK ASSEMBLY	
29-1	S27757001	2	ｿﾄｶﾏ	OUTER ROTARY HOOK	
29-2	S29042001	1	ｳﾁｶﾏｸﾐ	INNER ROTARY HOOK ASSEMBLY	
29-2-1	S27753001	1	ﾁｮｳｼﾊﾞﾈ	TENSION SPRING	
29-2-2	S27754001	1	ﾄﾒﾈｼﾞ	SET SCREW	
29-2-3	S27755001	1	ﾁｮｳｼﾈｼﾞ	ADJUST SCREW	
29-3	S27759001	2	ｳﾁｶﾏｵｻｴ	INNER ROTARY HOOK PRESSER	
29-4	S27751001	4	ｼﾒﾈｼﾞ	SCREW	
29-5	S27752001	2	ﾊﾘｳｹ	NEEDLE BRACKET	
30	S26087001	4	ｼﾒﾈｼﾞ340-36X6	SCREW 340X6	
<オプションパーツ /OPTION PARTS>					
20	S26339001	1	ｻｼｲﾀ3(1/2-3/4)	COVER 3 (1/2-3/4)	
20	S26347001	1	ｻｼｲﾀ2(3/16-3/8)	COVER 2 (3/16-3/8)	

◎ ※印のついている部品の部品コードをお調べの場合は、P.29・30のゲージ部品一覧表をご覧下さい。
◎ If there is a "※" mark, refer to the gauge assembly guide on page 29・30.
◎ Falls das Zeichen "※" steht, wird auf die Zusammenstellung der Vorrichtungen auf Seite 29・30 verwiesen.
◎ Si le signe "※" apparaît, se reporter à la page 29・30 du guide de montage de la jauge.
◎ Si aparece una marca "※", consultar la guía de armado de galga en la página 29・30.

K. ベルトカバー関係（オプションパーツ）/Belt cover mechanism (Option parts)/Gurtabdeckung (Sonderzubehör)/ Couvre-Courroie (Pièces en option)/Cubierta de correa (Piezas opcionales)

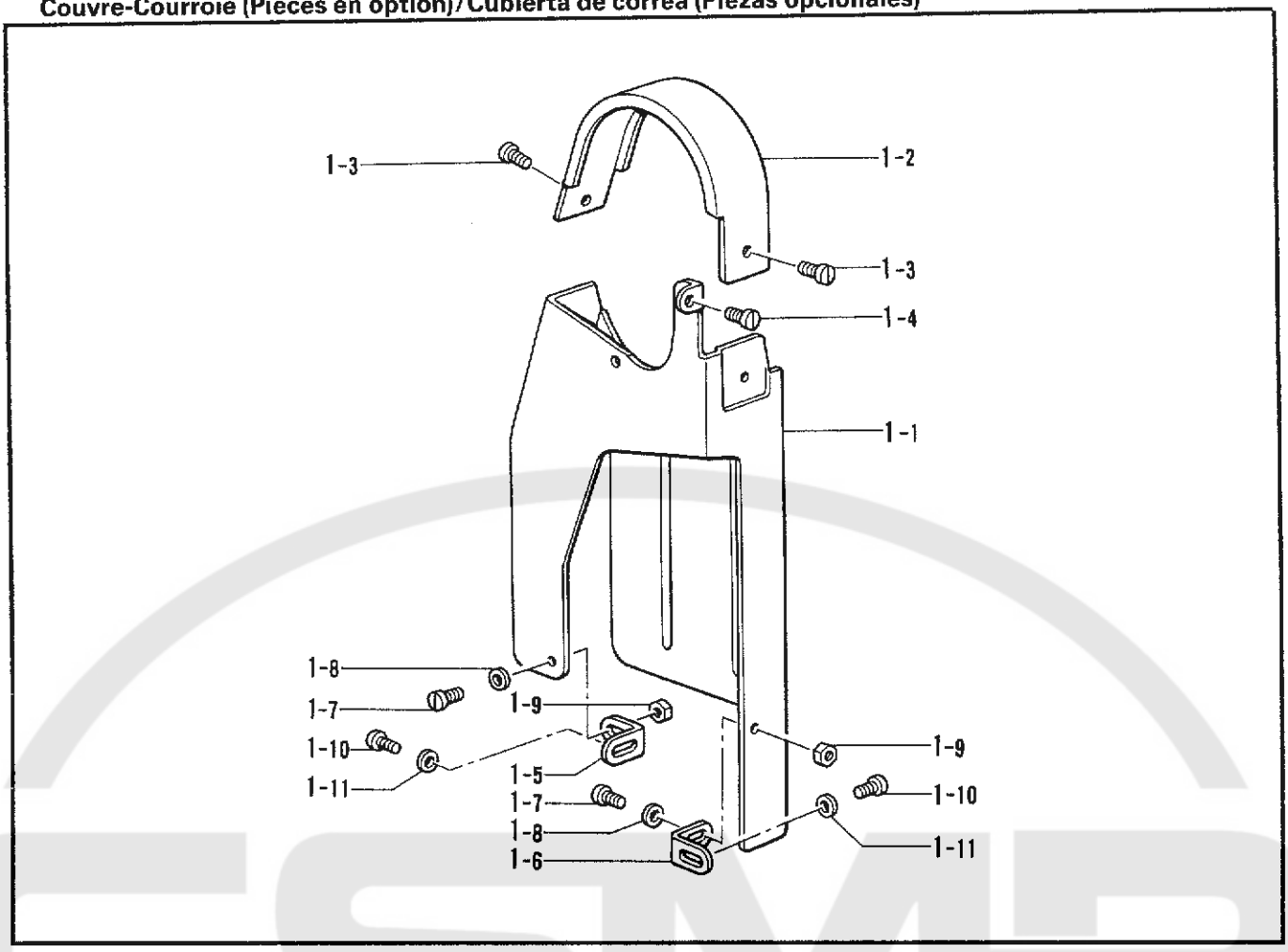

K. ベルトカバー関係（オプションパーツ）/Belt cover mechanism (Option parts)/Gurtabdeckung (Sonderzubehör)/Couvre-Courroie (Pièces en option)/Cubierta de correa (Piezas opcionales)

REF.NO.	CODE	Q'TY	ヒンメイ	NAME OF PARTS	RMKS
1	S26355001	1	ﾍﾞﾙﾄｶﾊﾞｰｸﾐ	BELT COVER ASSEMBLY	
1-1	S26350001	1	ﾍﾞﾙﾄｶﾊﾞｰ	BELT COVER	
1-2	S26353001	1	ﾍﾞﾙﾄｶﾊﾞｰU	BELT COVER (U)	
1-3	S25907001	2	ｼﾒﾈｼﾞ318-44X4	SCREW 318X4	
1-4	S26033001	1	ｼﾒﾈｼﾞ450-32X8	SCREW 450X8	
1-5	S26532001	1	ﾍﾞﾙﾄｶﾊﾞｰﾄﾒｶﾅｸﾞ	STOPPER PLATE	
1-6	S26354001	1	ﾍﾞﾙﾄｶﾊﾞｰﾄﾒｶﾅｸﾞ	STOPPER PLATE	
1-7	S26534001	2	ｼﾒﾈｼﾞ4.76X32	SCREW 4.76X32	
1-8	S26587001	2	ｻﾞｶﾞﾈ	WASHER	
1-9	S27727001	2	ﾅｯﾄ4.76-32	NUT 4.76-32	
1-10	S26035001	2	ｼﾒﾈｼﾞ437-32X6	SCREW 437X6	
1-11	S26220001	2	ｻﾞｶﾞﾈ	WASHER	

Z1. 付属品関係 /Accessories/Zubehör/ Accessoires/Accesorios

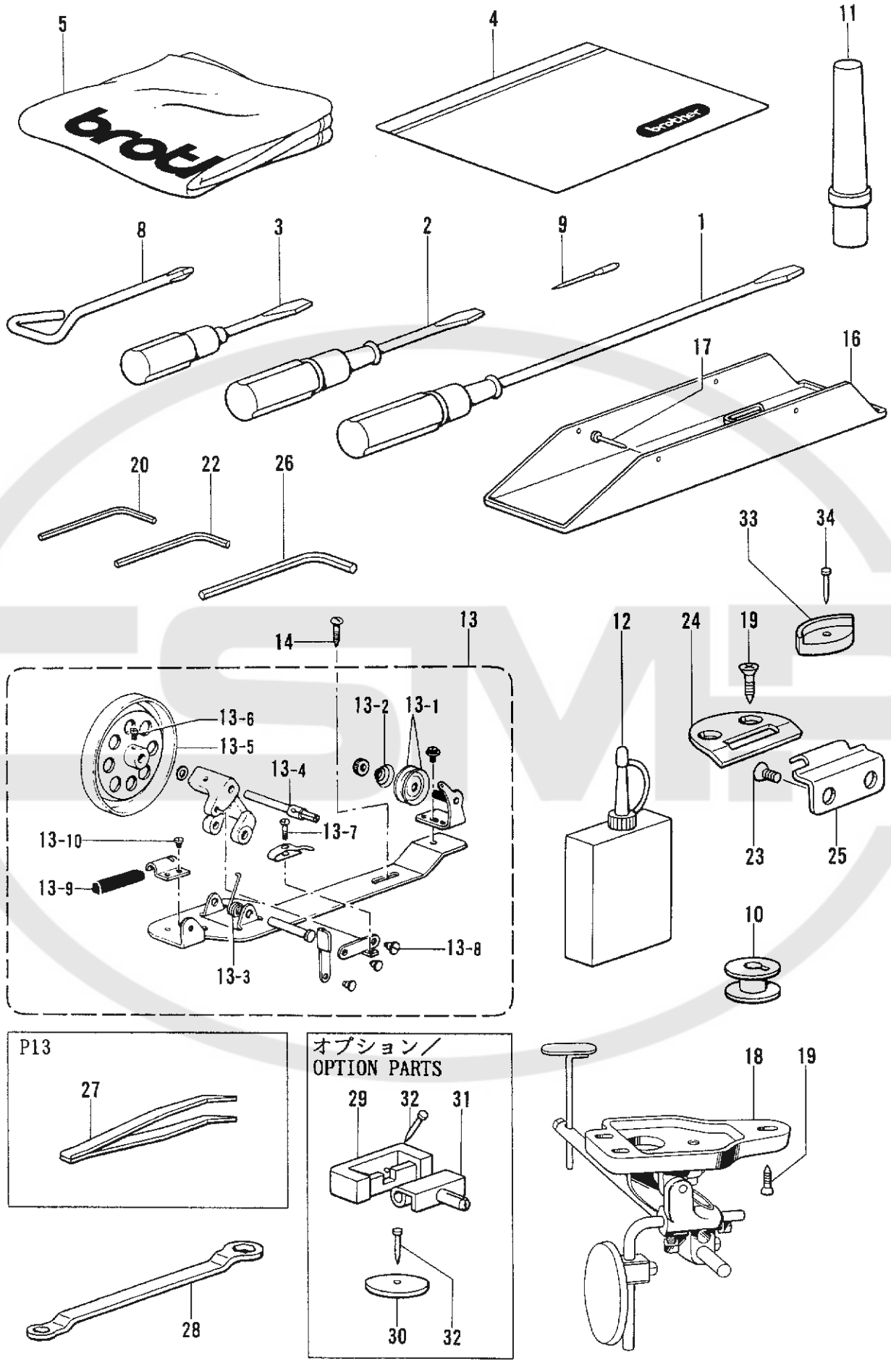

◎ 付属品の明細は変更することがあります。
◎ The details of included accessories are subject to change.
◎ Änderungen in der Aufstellung der Mitgelieferten Zubehöre sind vorbehalten.
◎ Les détails des accessoires inclus sont sujets à des changements.
◎ Los detalles des los accesorios incluídos pueden variar.

Z1. 付属品関係 /Accessories/Zubehör/ Accessoires/Accesorios

REF.NO.	CODE	Q'TY	ヒンメイ	NAME OF PARTS	RMKS
1	S25931001	1	ﾄﾞﾗｲﾊﾞｰ	DRIVER	
2	S25932001	1	ﾄﾞﾗｲﾊﾞｰ	DRIVER	
3	S25933001	1	ﾄﾞﾗｲﾊﾞｰ	DRIVER	
4	122991001	1	ﾌｿﾞｸﾋﾝﾎﾟﾘﾌｸﾛ	ACCESSORY BAG	
5	144222001	1	----------	HEAD COVER	
8	S25943001	1	+ﾄﾞﾗｲﾊﾞｰ	DRIVER	
11	100477009	1	ﾄｳﾌﾞｻｻｴﾏｸﾗ	HEAD REST	
12	S25934001	1	ｵｲﾙﾀﾝｸ	OIL TANK	
13	117963110	1	ｲﾄﾏｷｷｸﾐ	BOBBIN WINDER ASSEMBLY	
13-1	145446001	2	ｲﾄﾁｮｳｼｻﾗ	TENSION DISC	
13-2	100401001	1	ｲﾄﾁｮｳｼﾊﾞﾈ	TENSION SPRING	
13-3	117969001	1	ｲﾄﾏｷｼﾞｸｳｹｶｴﾘﾊﾞﾈ	SPRING	
13-4	117970001	1	ｲﾄﾏｷｼﾞｸ	BOBBIN WINDER SHAFT	
13-5	S18634001	1	ｲﾄﾏｷｸﾙﾏ	BOBBIN WINDER WHEEL	
13-6	100366002	1	ﾏﾙﾋﾗﾄﾒﾈｼﾞ4.37X5	SCREW 4.37X5	
13-7	100657001	1	ｼﾒﾈｼﾞ3.18	SCREW 3.18	
13-8	100659001	1	ﾀﾞﾝﾈｼﾞ3.18	SCREW 3.18	
13-9	100662001	1	ｲﾄﾏｷｸﾙﾏｶｲﾃﾝﾄﾞﾒ	BOBBIN WINDER WHEEL STOPPER	
13-10	S01297001	1	ｼﾒﾈｼﾞ3.57	SCREW 3.57	
14	100666002	2	ﾏﾙﾓｸﾈｼﾞ5.5X20	SCREW 5.5X20	
16	S26145001	1	ｵｲﾙﾊﾟﾝ	OIL PAN	
17	S25904001	4	ｸｷﾞ	NAIL	
18	S26147001	1	ﾋｻﾞｱｹﾞｸﾐ	KNEE LIFTER ASSEMBLY	
19	S25903001	7	ｻﾗﾓｸ52X25	SCREW 52X25	
20	S26148001	1	6ｶｸﾎﾞｳｽﾊﾟﾅ1.6	HEXAGONAL WRENCH 1.6	
22	S26280001	1	6ｶｸﾎﾞｳｽﾊﾟﾅ2.5	HEXAGONAL WRENCH 2.5	
23	S26227001	4	ﾋﾝｼﾞﾈｼﾞ	HINGE SCREW	
24	S26228001	2	ﾋﾝｼﾞｳｹ	HINGE BRACKET	
26	S26576001	1	6ｶｸﾎﾞｳｽﾊﾟﾅ3	HEXAGONAL WRENCH 3	
28	S26149001	1	ﾒｶﾞﾈﾚﾝﾁ	WRENCH	
33	S26261001	4	ﾄｳﾌﾞｼｷｺﾞﾑ	HEAD CUSHION	
34	S25904001	4	ｸｷﾞ	NAIL	
<P11>					
9	S25956014	3	ﾐｼﾝﾊﾘDPXF22#14	NEEDLE DPXF22#14	
10	S26089001	6	ﾎﾞﾋﾞﾝ	BOBBIN	
25	S26225001	2	ﾋﾝｼﾞ	HINGE	
<P13>					
9	S25956014	6	ﾐｼﾝﾊﾘDPXF22#14	NEEDLE DPXF22#14	
10	S26089001	12	ﾎﾞﾋﾞﾝ	BOBBIN	
25	S26226001	2	ﾋﾝｼﾞ	HINGE	
27	S26233001	1	ﾋﾟﾝｾｯﾄ	PINCETTE	
<オプションパーツ /OPTION PARTS>					
29	S26260001	2	ﾋﾝｼﾞｳｹｺﾞﾑ	HINGE BRACKET RUBBER	
30	S26261001	2	ﾄｳﾌﾞｼｷｺﾞﾑ	RUBBER	
31	S26226001	2	ﾋﾝｼﾞ	HINGE	
32	S25904001	4	ｸｷﾞ	NAIL	

Z2. 付属品関係 /Accessories/Zubehör/ Accessoires/Accesorios

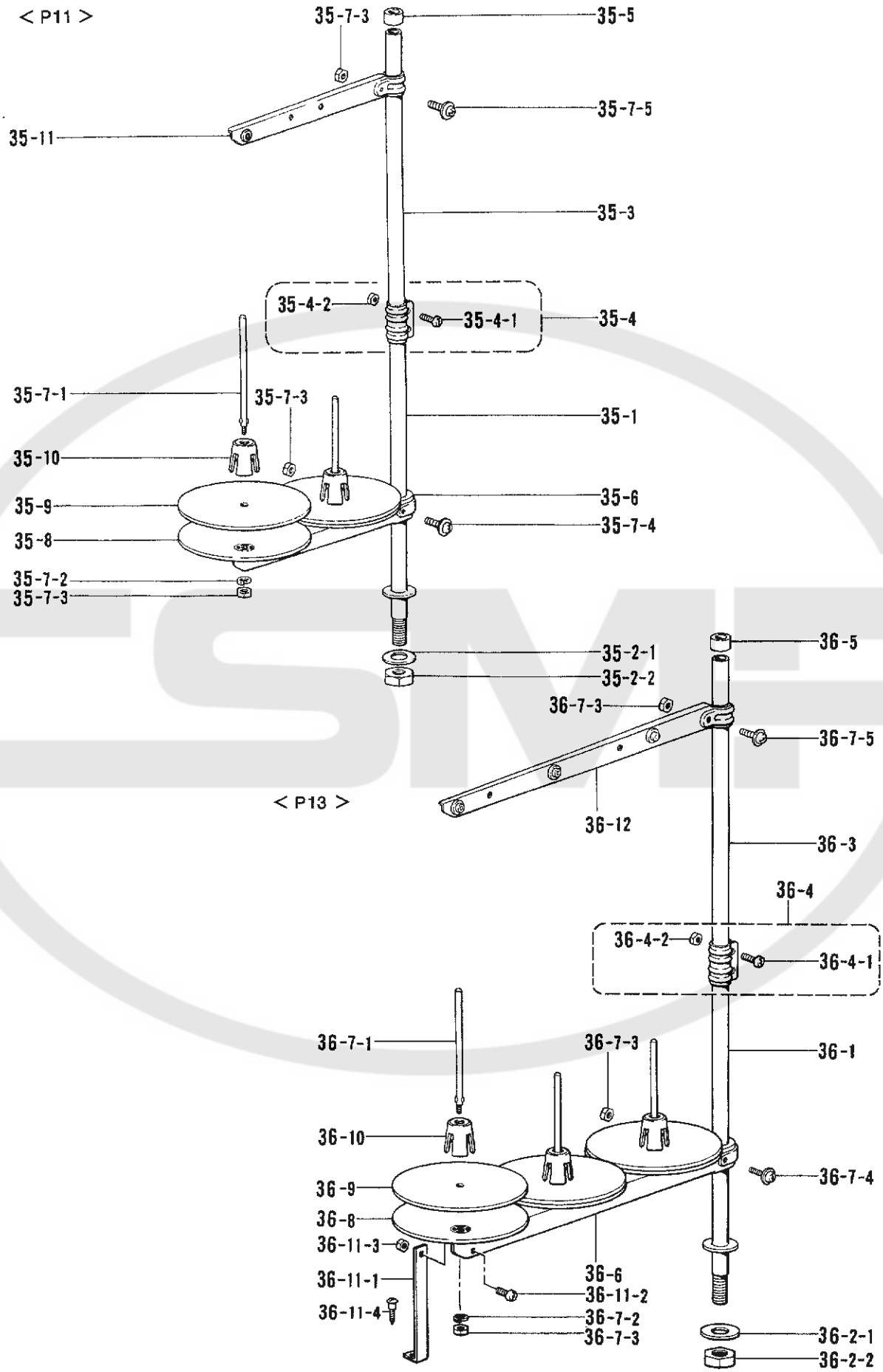

◎ 付属品の明細は変更することがあります。
◎ The details of included accessories are subject to change.
◎ Änderungen in der Aufstellung der Mitgelieferten Zubehöre sind vorbehalten.

◎ Les détails des accessoires inclus sont sujets à des changements.
◎ Los detalles des los accesorios incluídos pueden variar.

Z2. 付属品関係 /Accessories/Zubehör/ Accessoires/Accesorios

REF.NO.	CODE	Q'TY	ヒンメイ	NAME OF PARTS	RMKS
< P11 >					
35	S02762009	1	イトタテダ"イクミ2D	COTTON STAND ASSEMBLY (2D)	
35-1	156112003	1	コラムパ"イプ"	COLUMN PIPE (D)	
35-2	S02775001	1	パ"イプ"ネジ"セットA	PIPE SCREW SET (A)	
35-2-1	150206002	1	ヒラザ"ガ"ネ16	PLAIN WASHER 16	
35-2-2	150191002	1	6カクナット5/8	NUT 5/8	
35-3	150172003	1	コラムパ"イプ"	COLUMN PIPE	
35-4	150106003	1	コラムジ"ョイントクミ	COLUMN JOINT ASSEMBLY	
35-4-1	062501406	2	ナベ"コ5X14	SCREW 5X14	
35-4-2	021500106	2	1シュナット5	NUT 5	
35-5	150174000	1	コラムキュップ"	COLUMN CAP	
35-6	S02778002	1	スプ"ールホルダ"ー2	SPOOL HOLDER 2	
35-7	S02780001	1	スプ"ールネジ"セット2	SPOOL SCREW SET 2	
35-7-1	150179002	2	スプ"ールジ"クB	SPOOL SHAFT (B)	
35-7-2	028050246	2	バ"ネザ"ガ"ネ2-5	SPRING WASHER 2-5	
35-7-3	021500106	4	1シュナット5	NUT 5	
35-7-4	050503006	1	ナベ"コヒラザ"5X30	WASHER SCREW 5X30	
35-7-5	050501406	1	ナベ"コヒラザ"5X14	WASHER SCREW 5X14	
35-8	150180001	2	ウケザ"ラ	SPOOL STAND BASE	
35-9	150182000	2	スプ"ールマット	SPOOL MAT	
35-10	126863001	2	スプ"ールクッション	SPOOL CUSHION	
35-11	S02786002	1	スレッド"ハンガ"ークミ2	THREAD HANGER ASSEMBLY 2	
< P13 >					
36	S02766009	1	イトタテダ"イクミ3D	COTTON STAND ASSEMBLY (3D)	
36-1	156112003	1	コラムパ"イプ"	COLUMN PIPE (D)	
36-2	S02775001	1	パ"イプ"ネジ"セットA	PIPE SCREW SET (A)	
36-2-1	150206002	1	ヒラザ"ガ"ネ16	PLAIN WASHER 16	
36-2-2	150191002	1	6カクナット5/8	NUT 5/8	
36-3	150172003	1	コラムパ"イプ"	COLUMN PIPE	
36-4	150106003	1	コラムジ"ョイントクミ	COLUMN JOINT ASSEMBLY	
36-4-1	062501406	2	ナベ"コ5X14	SCREW 5X14	
36-4-2	021500106	2	1シュナット5	NUT 5	
36-5	150174000	1	コラムキュップ"	COLUMN CAP	
36-6	S02779009	1	スプ"ールホルダ"ー3	SPOOL HOLDER 3	
36-7	S02782001	1	スプ"ールネジ"セット3	SPOOL SCREW SET 3	
36-7-1	150179002	3	スプ"ールジ"クB	SPOOL SHAFT (B)	
36-7-2	028050246	3	バ"ネザ"ガ"ネ2-5	SPRING WASHER 2-5	
36-7-3	021500106	5	1シュナット5	NUT 5	
36-7-4	050503006	1	ナベ"コヒラザ"5X30	WASHER SCREW 5X30	
36-7-5	050501406	1	ナベ"コヒラザ"5X14	WASHER SCREW 5X14	
36-8	150180001	3	ウケザ"ラ	SPOOL STAND BASE	
36-9	150182000	3	スプ"ールマット	SPOOL MAT	
36-10	126863001	3	スプ"ールクッション	SPOOL CUSHION	
36-11	S02784009	1	ホルダ"ーササエAセット	HOLDER SUPPORT (A) SET	
36-11-1	150188009	1	スプ"ールホルダ"ーササエA	SPOOL HOLDER SUPPORT (A)	
36-11-2	062501006	1	ナベ"コ5X10	SCREW 5X10	
36-11-3	021500106	1	1シュナット5	NUT 5	
36-11-4	031452206	1	マルモク45X22	SCREW 45X22	
36-12	S02788009	1	スレッド"ハンガ"ークミ3	THREAD HANGER ASSEMBLY 3	

ゲージ部品一覧表 (P13) /GAUGE PARTS LIST (P13)/LEHRENLISTE (P13)/ D'ECARTEMENT (P13)/LISTE DE PIEZAS CALIBRADORAS (P13)

＜平押え用 /For Horizontal Presser Foot＞

REF. NO. / 品名 Name of Parts / 針幅 Needle Gauge	C-10-2	D-39-2	J2-26	F-28
	ハリダキ NEEDLE CLAMP	オサエ PRESSER FOOT	ハリイタ NEEDLE PLATE	オクリバ FEED DOG
1/16"	S26234001	S26241001	S25973001	S25981001
3/32"	S26235001	S26242001	S29246001	S29242001
1/8"	S26236001	S26243001	S25974001	S29243001
3/16"	S26237001	S26244001	S29247001	S25981001
7/32"	S25960001	S25967001	S25975001	S25983001
1/4"	S26238001	S26245001	S25976001	S25984001
5/16"	S26239001	S26246001	S25977001	S25985001
3/8"	S26240001	S26247001	S25978001	S25986001
7/16"	S25961001	S25968001	S25979001	S29244001
1/2"	S25962001	S25969001	S25980001	S25987001
9/16"	S25963001	S25970001	S26390001	S26393001
3/4"	S25965001	S25972001	S26392001	S26395001
5/8"	S25964001	S25971001	S26391001	S26394001

＜ローラ押え用 /For Roller Presser Foot＞

REF. NO. / 品名 Name of Parts / 針幅 Needle Gauge		D-30	J2-26	D-33	C-10-2	F-28
		ホジョオサエ SUB PRESSER FOOT	ハリイタ NEEDLE PLATE	R．ホルダーウケイタ R. HOLDER BRACKET PLATE	ハリダキ NEEDLE CLAMP	オクリバ FEED DOG
1/32"		S26368001	S26302001	S26399001	S26307001	S26301001
3/64"		S26369001		S26396001		
1/16"		S26370001	S26304001	S26400001		
5/64"		S26371001	S26305001	S26397001		S29245001
3/32"	※1	S26313001	S26307001	S26398001		
	※2	S29241001	S26306001		S26235001	

※1 斜め用 /For Oblique
※2 平行用 /For Parallel

＜カマドダイカバー/ROTARY HOOK BRACKET COVER＞

REF. No.	J2-8	J2-9	J2-11	J2-12
針　幅 Needle Gauge	LF	LB	RF	RB
1/16"～3/16"	S26295001	S26296001	S26297001	S26298001
7/32"～3/8"	S26378001	S26379001	S26386001	S26387001
7/16"～9/16"	S26382001	S26383001	S26384001	S26385001
5/8"～3/4"	S29292001	S29293001	S29294001	S29295001
7/8"～1"	S29296001	S29297001	S29298001	S29299001

CODE	REF.NO.	PAGE
S01297001	Z1 - 13-10	26
S02762009	Z2 - 35	28
S02766009	Z2 - 36	28
S02775001	Z2 - 35-2	28
	Z2 - 36-2	28
S02778002	Z2 - 35-6	28
S02779009	Z2 - 36-6	28
S02780001	Z2 - 35-7	28
S02782001	Z2 - 36-7	28
S02784009	Z2 - 36-11	28
S02786002	Z2 - 35-11	28
S02788009	Z2 - 36-12	28
S18634001	Z1 - 13-5	26
S25294001	E - 8	10
S25882001	E - 7	10
S25883001	F - 16	12
S25887001	D - 32	8
S25894001	E - 30	10
S25901001	J1 - 19	20
	J2 - 21	22
S25903001	Z1 - 19	26
S25904001	Z1 - 17	26
	Z1 - 32	26
	Z1 - 34	26
S25907001	F - 2-3	12
	K - 1-3	24
S25917001	E - 4	10
S25931001	Z1 - 1	26
S25932001	Z1 - 2	26
S25933001	Z1 - 3	26
S25934001	Z1 - 12	26
S25943001	Z1 - 8	26
S25956014	C - 14	6
	Z1 - 9	26
S25979001	E - 26-3	10
S25989001	E - 26	10
S25991001	B - 29	4
S25992001	B - 8	4
S25996001	J1 - 26	20
S25998001	B - 1	4
S25999001	B - 2	4
S26000001	B - 3	4
	F - 18	12
	G - 8	14
S26001001	B - 6	4
S26002001	B - 4	4
S26003001	B - 22	4
S26004001	B - 13	4
	B - 33	4
	F - 26	12
S26005001	B - 35-1	4
S26006001	B - 35	4
S26007001	B - 35-2	4
S26008001	C - 6	6
S26009001	B - 35-4	4
S26012001	C - 4	6
	D - 23	8
S26014001	C - 12	6
S26015001	C - 11	6
	C - 13	6
	D - 18-7	8
S26016001	D - 14	8
S26017001	C - 7	6
S26018001	D - 35	8
S26019001	D - 19	8
S26020001	D - 16	8
S26022001	H1 - 13	16

CODE	REF.NO.	PAGE
S26022001	H2 - 13	18
	J1 - 23	20
S26025001	D - 26	8
S26026001	D - 22	8
S26027001	A - 5	2
S26033001	K - 1-4	24
S26035001	D - 11	8
	D - 13	8
	F - 30	12
	F - 5	12
	H1 - 10	16
	H2 - 10	18
	J1 - 17	20
	J2 - 19	22
	K - 1-10	24
S26036001	B - 12	4
S26037001	B - 11	4
S26038001	B - 15-1	4
S26039001	B - 16	4
	B - 28	4
	E - 12	10
	E - 32	10
	G - 26	14
S26040001	B - 15-5	4
	G - 14	14
S26041001	B - 15-4	4
S26042001	B - 18	4
S26043001	B - 21	4
S26044001	B - 15-2	4
	C - 2	6
	C - 8	6
	F - 24	12
	G - 13	14
	G - 3	14
S26045001	B - 20	4
S26047001	B - 19	4
	G - 16	14
S26048001	B - 30	4
S26049001	B - 32	4
S26051001	B - 31	4
S26054001	F - 17	12
S26055001	F - 21	12
S26056001	F - 9	12
S26057001	F - 10	12
S26058001	F - 11	12
S26060001	G - 11	14
S26061001	G - 15	14
S26062001	G - 10	14
S26065001	G - 17	14
S26075001	E - 11	10
S26076001	E - 13	10
S26077001	E - 20-1	10
S26078001	E - 18	10
S26079001	E - 22	10
S26080001	E - 21	10
S26081001	E - 20-3	10
S26084001	G - 21	14
S26085001	G - 22	14
S26087001	A - 6	2
	H1 - 19	16
	H2 - 19	18
	J1 - 14	20
	J1 - 36	20
	J2 - 16	22
	J2 - 30	22
S26089001	J1 - 34	20
	J2 - 28	22

CODE	REF.NO.	PAGE
S26089001	Z1 - 10	26
S26090001	G - 12	14
	G - 5	14
S26091001	D - 24	8
S26092001	D - 25	8
S26093001	D - 20	8
S26094001	D - 38	8
S26095001	E - 15	10
S26096001	E - 16	10
S26097001	E - 17	10
S26098001	H1 - 9-1	16
S26099001	H1 - 9	16
S26101001	H1 - 9-2	16
	H2 - 9-1	18
S26102001	H1 - 9-3	16
	H2 - 9-2	18
S26103001	H1 - 2	16
	H2 - 2	18
S26104001	H1 - 3	16
	H2 - 3	18
S26105001	H1 - 4	16
	H2 - 4	18
S26106001	H1 - 5	16
S26107001	H1 - 6	16
	H2 - 6	18
S26108001	H1 - 14	16
	H2 - 14	18
S26109001	H1 - 18	16
	H2 - 18	18
S26110001	H1 - 9-4	16
	H2 - 9-3	18
S26111001	H1 - 9-5	16
	H2 - 9-4	18
S26112001	H1 - 9-6	16
	H2 - 9-5	18
S26113001	H1 - 15	16
	H2 - 15	18
S26115001	B - 5	4
	H1 - 16	16
S26116001	H1 - 17	16
	H2 - 17	18
S26117001	A - 1	2
S26118001	A - 2	2
S26121001	A - 7	2
S26122001	A - 8	2
S26123001	A - 9	2
S26124001	D - 7	8
S26125001	D - 8	8
S26126001	D - 6	8
S26128001	H1 - 1	16
S26129001	D - 3	8
S26130001	D - 1	8
S26131001	D - 2	8
	E - 9	10
S26132001	D - 10	8
S26133001	D - 12-1	8
S26134001	D - 12	8
S26135001	D - 12-2	8
S26136001	D - 12-3	8
S26137001	H1 - 11	16
	H2 - 11	18
S26140001	B - 9	4
S26141001	A - 4	2
	B - 23	4
S26142001	B - 34	4
	B - 7	4
	C - 5	6

CODE	REF.NO.	PAGE
S26143001	B - 35-3	4
S26144001	B - 14	4
	G - 7	14
S26145001	Z1 - 16	26
S26147001	Z1 - 18	26
S26148001	Z1 - 20	26
S26149001	Z1 - 28	26
S26150001	E - 24-11	10
	E - 28	10
S26151001	H1 - 7	16
	H2 - 7	18
S26152001	H1 - 8	16
	H2 - 8	18
S26153001	D - 15	8
	D - 17	8
	D - 37	8
	F - 20	12
S26154001	F - 23	12
S26155001	F - 22	12
S26156001	G - 23	14
	J1 - 27	20
S26157001	E - 19	10
	E - 34	10
S26158001	G - 25	14
S26162001	E - 23	10
S26166001	G - 1	14
S26168001	H2 - 9-6	18
S26169001	H1 - 12	16
S26170001	H1 - 9-7	16
S26171001	A - 10	2
S26176001	E - 3	10
S26181001	E - 1	10
S26182001	E - 2	10
S26183001	B - 27	4
S26184001	B - 27	4
S26185001	C - 3	6
S26186001	D - 21	8
S26187001	D - 27	8
S26188001	C - 9-1	6
S26189001	C - 10-1	6
S26190001	B - 35-1	4
S26191001	B - 35	4
S26192001	E - 14	10
S26193001	G - 18	14
S26194001	H2 - 1	18
S26197001	H2 - 12	18
S26198001	H2 - 9-7	18
S26201001	H2 - 9-8	18
S26202001	H2 - 9	18
S26204001	H2 - 9-9	18
S26206001	H2 - 16	18
S26206992	C - 9-2	6
S26213001	F - 19	12
	F - 25	12
S26215001	G - 2	14
S26219001	G - 24	14
S26220001	K - 1-11	24
S26221001	D - 4	8
S26223001	H2 - 5	18
S26225001	Z1 - 25	26
S26226001	Z1 - 25	26
	Z1 - 31	26
S26227001	Z1 - 23	26
S26228001	Z1 - 24	26
S26233001	Z1 - 27	26
S26260001	Z1 - 29	26
S26261001	Z1 - 30	26

CODE	REF.NO.	PAGE
S26261001	Z1 - 33	26
S26262001	E - 6	10
S26263001	E - 26-1	10
S26264001	E - 26-2	10
S26265001	E - 31	10
S26266001	E - 27	10
S26267001	E - 29	10
S26268001	E - 33	10
S26269001	E - 24-1	10
S26270001	E - 24	10
S26271001	E - 24-2	10
S26272001	E - 24-10	10
S26273001	E - 24-3	10
S26274001	E - 24-4	10
S26275001	E - 24-5	10
S26276001	E - 24-6	10
S26277001	E - 24-7	10
S26278001	E - 24-8	10
S26279001	E - 24-9	10
S26280001	Z1 - 22	26
S26281001	E - 5	10
S26285001	C - 1	6
S26287001	D - 9	8
S26288001	G - 4	14
S26289001	J1 - 32	20
S26290001	F - 28-1	12
S26293001	J1 - 35	20
S26299001	J2 - 22	22
S26300001	F - 29	12
S26310001	D - 29	8
S26311001	D - 31	8
S26312001	C - 11	6
S26317001	J1 - 1	20
	J2 - 1	22
S26318001	J1 - 2	20
	J2 - 2	22
S26319001	J1 - 4	20
	J2 - 4	22
S26320001	J1 - 5	20
	J2 - 5	22
S26321001	J1 - 21	20
	J1 - 6	20
	J2 - 6	22
S26322001	J1 - 8	20
S26323001	J1 - 9	20
S26324001	J1 - 10	20
	J2 - 10	22
S26325001	J1 - 11	20
	J2 - 13	22
S26326001	J1 - 12	20
	J2 - 14	22
S26327001	J1 - 13	20
	J2 - 15	22
S26328001	J1 - 28	20
S26329001	J1 - 29	20
	J2 - 23	22
S26330001	J1 - 24	20
S26331001	J1 - 25	20
S26332001	J1 - 20	20
S26333001	F - 1	12
S26334001	F - 2-1	12
S26335001	F - 2	12
S26336001	F - 2-2	12
S26338001	F - 7	12
S26339001	J1 - 18	20
	J2 - 20	22
S26340001	B - 17	4

CODE	REF.NO.	PAGE
S26341001	G - 6	14
S26342001	J1 - 22	20
	J1 - 30	20
	J1 - 7	20
	J2 - 24	22
	J2 - 7	22
S26343001	J1 - 16	20
	J2 - 18	22
S26344001	J1 - 3	20
	J2 - 3	22
S26345001	J1 - 15	20
	J2 - 17	22
S26346001	J2 - 20	22
S26347001	J2 - 20	22
S26348001	F - 13	12
S26349001	F - 14	12
S26350001	F - 27	12
	K - 1-1	24
S26351001	E - 10	10
S26353001	K - 1-2	24
S26354001	K - 1-6	24
S26355001	K - 1	24
S26361001	D - 18-1	8
S26362001	D - 18	8
S26363001	D - 18-2	8
S26364001	D - 18-3	8
	J1 - 31	20
	J2 - 25	22
S26365001	D - 18-4	8
S26366001	D - 18-5	8
S26367001	D - 18-6	8
S26377001	J2 - 29	22
S26380001	G - 20	14
S26381001	F - 8	12
S26402001	D - 34	8
S26420001	J1 - 33	20
	J2 - 27	22
S26453001	D - 5	8
S26457001	B - 15-3	4
S26459001	F - 4	12
S26474001	D - 39-1	8
S26532001	K - 1-5	24
S26534001	K - 1-7	24
S26540001	E - 20-2	10
S26541001	E - 20	10
S26542001	E - 25	10
S26573001	B - 10	4
S26576001	Z1 - 26	26
S26577001	E - 37	10
S26579001	D - 28-2	8
S26580001	D - 28-1	8
S26581001	D - 28	8
S26582001	D - 28-3	8
S26583001	D - 28-4	8
S26585001	D - 36	8
	D - 40	8
S26587001	K - 1-8	24
S26907001	F - 3	12
S26965001	D - 28-5	8
S26983001	H1 - 9-8	16
	H2 - 9-10	18
S27014001	G - 9	14
S27059001	F - 15	12
S27341001	H1 - 9-9	16
	H2 - 9-11	18
S27727001	F - 6	12
	K - 1-9	24

CODE	REF.NO.	PAGE
S27737001	F - 12	12
S27750001	J1 - 35-3	20
S27751001	J1 - 35-4	20
	J2 - 29-4	22
S27752001	J1 - 35-5	20
	J2 - 29-5	22
S27753001	J1 - 35-2-1	20
	J2 - 29-2-1	22
S27754001	J1 - 35-2-2	20
	J2 - 29-2-2	22
S27755001	J1 - 35-2-3	20
	J2 - 29-2-3	22
S27757001	J1 - 35-1	20
	J2 - 29-1	22
S27759001	J2 - 29-3	22
S29042001	J1 - 35-2	20
	J2 - 29-2	22
S29291001	F - 31	12
S29485001	E - 36	10
S29495001	E - 35	10
S29765001	B - 15	4
S29766001	F - 31	12
021500106	Z2 - 35-4-2	28
	Z2 - 35-7-3	28
	Z2 - 36-11-3	28
	Z2 - 36-4-2	28
	Z2 - 36-7-3	28
028050246	Z2 - 35-7-2	28
	Z2 - 36-7-2	28
031452206	Z2 - 36-11-4	28
050501406	Z2 - 35-7-5	28
	Z2 - 36-7-5	28
050503006	Z2 - 35-7-4	28
	Z2 - 36-7-4	28
062501006	Z2 - 36-11-2	28
062501406	Z2 - 35-4-1	28
	Z2 - 36-4-1	28
100366002	Z1 - 13-6	26
100401001	Z1 - 13-2	26
100477009	Z1 - 11	26
100657001	Z1 - 13-7	26
100659001	Z1 - 13-8	26
100662001	Z1 - 13-9	26
100666002	Z1 - 14	26
104449009	A - 3	2
117963110	Z1 - 13	26
117969001	Z1 - 13-3	26
117970001	Z1 - 13-4	26
122991001	Z1 - 4	26
126863001	Z2 - 35-10	28
	Z2 - 36-10	28
144222001	Z1 - 5	26
145446001	Z1 - 13-1	26
150106003	Z2 - 35-4	28
	Z2 - 36-4	28
150172003	Z2 - 35-3	28
	Z2 - 36-3	28
150174000	Z2 - 35-5	28
	Z2 - 36-5	28
150179002	Z2 - 35-7-1	28
	Z2 - 36-7-1	28
150180001	Z2 - 35-8	28
	Z2 - 36-8	28
150182000	Z2 - 35-9	28
	Z2 - 36-9	28
150188009	Z2 - 36-11-1	28
150191002	Z2 - 35-2-2	28

CODE	REF.NO.	PAGE
150191002	Z2 - 36-2-2	28
150206002	Z2 - 35-2-1	28
	Z2 - 36-2-1	28
156112003	Z2 - 35-1	28
	Z2 - 36-1	28

CSMP

CSMP

brother

ブラザー工業株式会社

118-S11
195S11-001
1992, 02

BROTHER INDUSTRIES, LTD. NAGOYA, JAPAN

Printed in Japan/Gedruckt in Japan/Imprimé au Japon/Impreso en Japón