brother

LS3-C53

一本針本縫シリンダー型総合送り水平釜ミシン<返し縫い付>

SINGLE-NEEDLE CYLINDER BED UNISON FEED LOCK STITCHER WITH HORIZONTAL ROTARY HOOK AND REVERSE STITCHER

EINNADEL-DOPPELSTEPPSTICH-FREIARMMASCHINE MIT DROIFACHTRANSPORT (ALTERNIERENDEN NÄHFÛSSEN), MIT HORIZONTALGREIFER, VOR- UND RÜCKWÄRTSNÄHEND

1 AIGUILLE, CANON, POINT NOUE, TRIPLE ENTRAINEMENT, AVEC CROCHET ROTATIF HORIZONTAL ET MARCHE ARRIERE

MAQUINA CILINDRICA, UNA AGUJA, TRIPLE ARRASTRE CON GARFIO HORIZONTAL Y ATACADO

パーツブック
PARTS BOOK
TEILEKATALOG
LIVRE DES PIECES
LIBRO DE REFERENCIA DE PIEZAS



PT53001

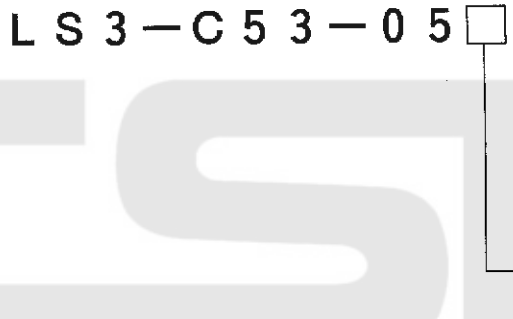

LS3－C53－05□

0

B 同調バインダー/Synchronized Binder

パーツブックご利用に際して

1．この本は、この本の表紙（正誤表の挿入されている場合は正誤表）に記載されているものと同じプレートが取り付けられているミシンのためのものです。
2．組単位で補給する部品は、〔----〕破線で示しております。
3．この本は1991年11月のデータにもとづいて作成されたものです。
4．部品は予告なしに設計変更される場合があります。

目　　次

A．主体関係…… 2
B．針棒揺動関係…… 4
C．上軸・天ビン関係…… 6
D．押エ関係 ……8
E．上送り関係……10
F．送り軸関係……12
G．下軸・カマ関係……14
H．糸調子関係……16
J．タッチバック関係……18
K．同調バインダー関係(-05B)……20
L．ベルトカバー関係（オプションパーツ）……22
Z１．付属品関係……22
Z２．付属品関係……24
索　　引……25～27

Notes for using this parts book

1. This book is applicable to sewing machine which have the same plate number as shown on the cover of this book (or correction sheet).
2. Parts supplied as complete assemblies are circled by a dotted line ( ) .
3. This book was prepared based on information available in November 1991.
4. Parts are subject to changes in design without prior notice.

CONTENTS

A. Machine body 2

B. Needle bar locking mechanism 4

C. Upper shaft and thread take-up mechanism 6

D. Presser foot mechanism 8

E. Upper feed mechanism 10

F. Feed shaft mechanism 12

G. Lower shaft and rotary hook mechanism 14

H. Thread tension 16

J. Quick back mechanism 18

K. Synchronized binder mechanism (-05B) 20

L. Belt cover mechanism (Option parts) 22

Z1. Accessories 22

Z2. Accessories 24

INDEX ..... 25 ~ 27

Hinweise Zur Verwendung dieser Teileliste

1. Dieses Buch bezieht sich auf die Nähmaschinen mit derselben Kennungsnummer wie auf diesem Buchumschlag (oder auf dem Korrekturblatt).
2. Die Teile, die als kompletter Satz geliefert werden, sind mit einer [ ] gestrichelten Linie umrandet.
3. Dieses Buch basiert auf den Information vom November, 1991.
4. Modelländerungen sind vorbehalten.

INHALTSVERZEICHNIS

A. Maschinengehäuse 2

B. Nadelstangenbetätigung 4

C. Obere Welle und Fadenabnahmevorrichtung 6

D. Stoffdrückerfuß 8

E. Obertransportvorrichtung 10

F. Transport welle 12

G. Unterwelle und Greifer 14

H. Faderspannung 16

J. Schnellumkehrvorrichtung 18

K. Synchronisierte Eintaßvorrichtung (-05B) 20

L. Gurtabdeckung (Sonderzubehör) 22

Z1. Zubehör 22

Z2. Zubehör 24

VERZEICHNIS ..... 25 ~ 27

Notes sur l'utilisation de ce manuel de pièces détachées

1. Ce manuel est destiné aux machines à coudre ayant le même numéro de plaque montré sur la couverture de ce manuel (ou sur la feuille de corrections).
2. Les pièces fournies en tant qu'assemblages complets sont encadrées avec un trait pointillé ( ) .
3. Ce manuel a été fait d'après les renseignements valables au mois de Novembre, 1991.
4. Les pièces peuvent être sujettes à des modifications sans préavis.

TABLE DES MATIERES

A. Corps de la machine 2

B. Mécanisme de balancement de la barre à aiguille 4

C. Mécanisme de l'arbre supérieur et releveur de fil 6

D. Mécanisme du pied presseur 8

E. Mécanisme de l'entrainement supérieur 10

F. Mécanisme de l'arbre entraînement 12

G. Arbre inférieur et dispositif de crochet rotatif 14

H. Tension du fil 16

J. Dispositif de retour arrière rapide 18

K. Dispositif de bordeur Synchronisé (-05B) 20

L. Couvre-Courroie (Pièces en option) 22

Z1. Accessoires 22

Z2. Accessoires 24

INDEX .... 25 ~ 27

Notas para usar este Manual de Piezas

1. Este libro sirve para todas les máquinas de coser que llevan la misma placa de identificación que la que se puede ver en la tapa de este libro (o en la boja de erratas).
2. Las piezas suministradas como conjuntos completos se enmarcan con una línea punteada (- - - -) .
3. Este libro ha sido compilado basándose en los datos de que se disponía en noviembre 1991.
4. Las piezas quedan sujetas a cambios de diseño sin aviso previo.

INDICE

A. Cuerpo de la máquina 2

B. Mecanismo de oscilación de la barra de aguja 4

C. Mecanismo del árbol superior y tirahílos 6

D. Mecanismo del prensa telas 8

E. Mecanismo de la alimentración superior 10

F. Mecanismo de la eje alimentación 12

G. Mecanismo del eje inferior y cangrejo 14

H. Tensión del hilo 16

J. Mecanismo de retroceso rápido 18

K. Mecanismo de ribeteador sincronizado (-05B) 20

L. Cubierta de correa (Piezas opciona) 22

Z1. Accesorios 22

Z2. Accesorios 24

INDICE .... 25 ~ 27

A. 主体関係 /Machine body/Maschinengehäuse/ Corps de la machine/Cuerpo de la máquina

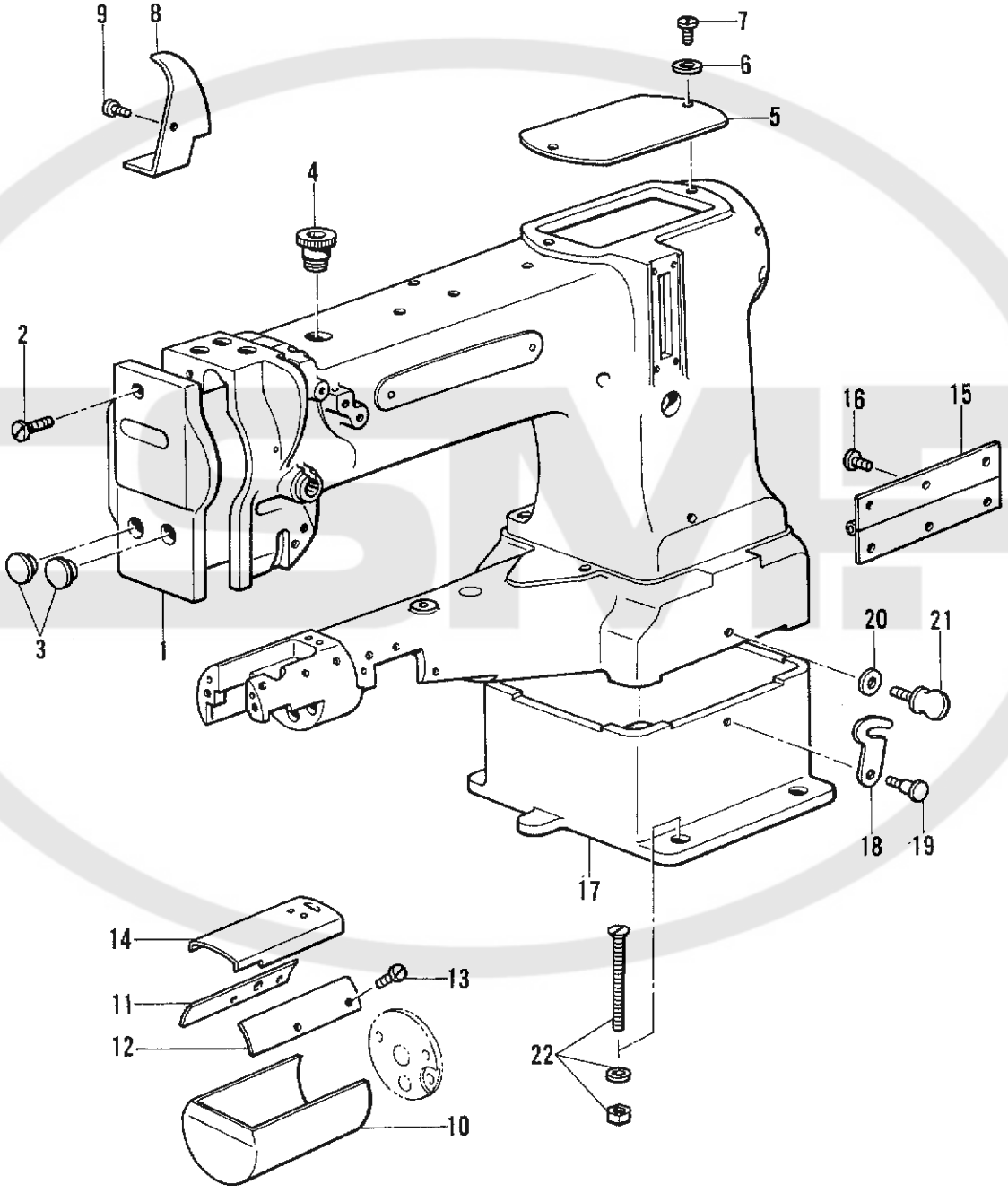

A. 主体関係 /Machine body/Maschinengehäuse/ Corps de la machine/Cuerpo de la máquina

REF.NO.	CODE	Q'TY	ヒンメイ	NAME OF PARTS	RMKS
1	S26117001	1	メンイタ	FACE PLATE	
2	S26118001	1	ツマミネジ"340-36X4	SCREW 340X4	
3	104449009	2	メクラセン	OIL CAP	
4	S26120001	1	アブ"ラアナセン	OIL CAP	
5	S26121001	1	ウワイタ	UPPER PLATE	
6	S26122001	1	サ"ガ"ネ	WASHER	
7	S26123001	1	タ"ンネジ"476-28X6	STUD SCREW 476X6	
8	S26027001	1	テンビ"ンアブ"ラウケ	THREAD TAKE-UP OIL RESERVOIR	
9	S26087001	1	シメネジ"340-36X6	SCREW 340X6	
10	S26408001	1	シリンタ"ーカハ"ー	CYLINDER COVER	
11	S26422001	1	カマカハ"ーアンナイ(R)	ROTARY HOOK COVER GUIDE (R)	
12	S26423001	1	カマカハ"ーアンナイ(L)	ROTARY HOOK COVER GUIDE (L)	
13	S26424001	4	サラネジ"3.4-36X6	SCREW 3.4X6	
14	S26421001	1	カマカハ"ー	ROTARY HOOK COVER	
15	S26404001	1	チョウハ"ン	HINGE	
16	S26405001	6	シメネジ"675-24X10	SCREW 675X10	
17	S26403001	1	ヘ"ース	BASE	
18	S26406001	1	フック	HOOK	
19	S26131001	1	タ"ンネジ"675-24X6	STUD SCREW 675X6	
20	S26407001	1	サ"ガ"ネ	WASHER	
21	S26919001	1	シメネジ"	SCREW	
22	S26473001	4	ネジ"セット	SCREW SET	

B. 針棒揺動関係 /Needle bar locking mechanism/Nadelstangenbetätigung/
Mécanisme de balancement de la barre à aiguille/Mecanismo de oscilación de la barra de aguja

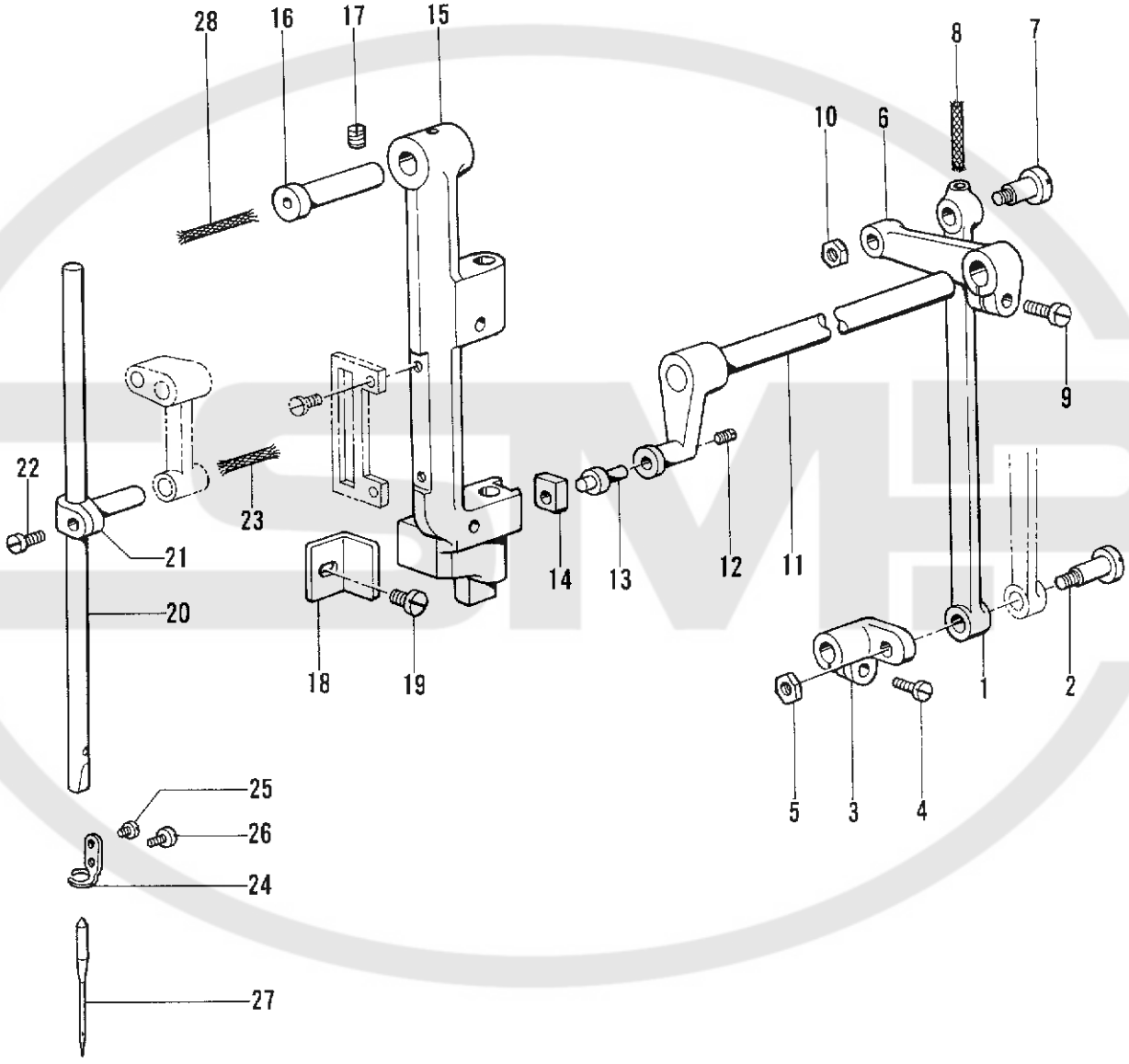

B. 針棒揺動関係 /Needle bar locking mechanism/Nadelstangenbetätigung/ Mécanisme de balancement de la barre à aiguille/Mecanismo de oscilación de la barra de aguja

REF.NO.	CODE	Q'TY	ヒンメイ	NAME OF PARTS	RMKS
1	S26454001	1	ﾚﾝｹﾂﾛｯﾄﾞ	CONNECTING ROD	
2	S26455001	1	ﾀﾞﾝﾈｼﾞ7.85	STUD SCREW 7.85	
3	S26447001	1	ｵｸﾘｼﾞｸｳﾃﾞ	FEED SHAFT ARM	
4	S26462001	1	ｼﾒﾈｼﾞ556-32X13	SCREW 556X13	
5	S26230001	1	ﾅｯﾄ785	NUT 785	
6	S26461001	1	ﾚﾊﾞｰ	LEVER	
7	S26475001	1	ﾀﾞﾝﾈｼﾞS	STUD SCREW (S)	
8	S26143001	1	ｸﾐﾋﾓ6X6	WICK 6X6	
9	S25997001	1	ｼﾒﾈｼﾞ675-24X17	SCREW 675X17	
10	S26053001	1	ﾅｯﾄ675-24	NUT 675-24	
11	S26050001	1	ﾊﾘﾎﾞｳﾖｳﾄﾞｳｼﾞｸ	NEEDLE BAR ROCK SHAFT	
12	S26052001	1	ﾄﾒﾈｼﾞ556-32X7	SET SCREW 556X7	
13	S26255001	1	ｳﾜｵｸﾘｼﾞｸﾋﾟﾝﾈｼﾞ	PIN SCREW	
14	S26261001	1	ｶｸｺﾏ	SLIDE BLOCK	
15	S26571001	1	ﾊﾘﾎﾞｳﾀﾞｲ	NEEDLE BAR BRACKET	
16	S26254001	1	ﾊﾘﾎﾞｳﾀﾞｲｼﾞｸ	NEEDLE BAR BRACKET SHAFT	
17	S26004001	1	ﾄﾒﾈｼﾞ675-24X9	SET SCREW 675X9	
18	S26034001	1	ﾊﾘﾎﾞｳﾀﾞｲﾌﾚﾄﾞﾒ	NEEDLE BAR BRACKET STOPPER	
19	S26035001	1	ｼﾒﾈｼﾞ437-32X6	SCREW 437X6	
20	S26010001	1	ﾊﾘﾎﾞｳ	NEEDLE BAR	
21	S26011001	1	ﾊﾘﾎﾞｳﾀﾞｷ	NEEDLE BAR CLAMP	
22	S26012001	1	ｼﾒﾈｼﾞ396-40X9	SCREW 396X9	
23	S26142001	1	ｸﾐﾋﾓ6X6	WICK 6X6	
24	S26013001	1	ﾊﾘﾎﾞｳｲﾄｶｹ	NEEDLE BAR THREAD HOOK	
25	S26014001	1	ｲﾄｱﾝﾅｲﾄﾒﾈｼﾞ	THREAD GUIDE SET SCREW	
26	S26015001	1	ﾄﾒﾈｼﾞ340-36X4	SET SCREW 340X4	
28	S26142001	1	ｸﾐﾋﾓ6X6	WICK 6X6	
<-050>					
27	145646022	1	ﾐｼﾝﾊﾘDPX17#22	NEEDLE DPX17#22	
<-05B>					
27	145646018	1	ﾐｼﾝﾊﾘDPX7#18	NEEDLE DPX7#18	

C. 上軸・天ビン関係 /Upper shaft and thread take-up mechanism/Obere Welle und Fadenabnahmevorrichtung/
Mécanisme de l'arbre supérieur et releveur de fil/Mecanismo del árbol superior y tirahílos

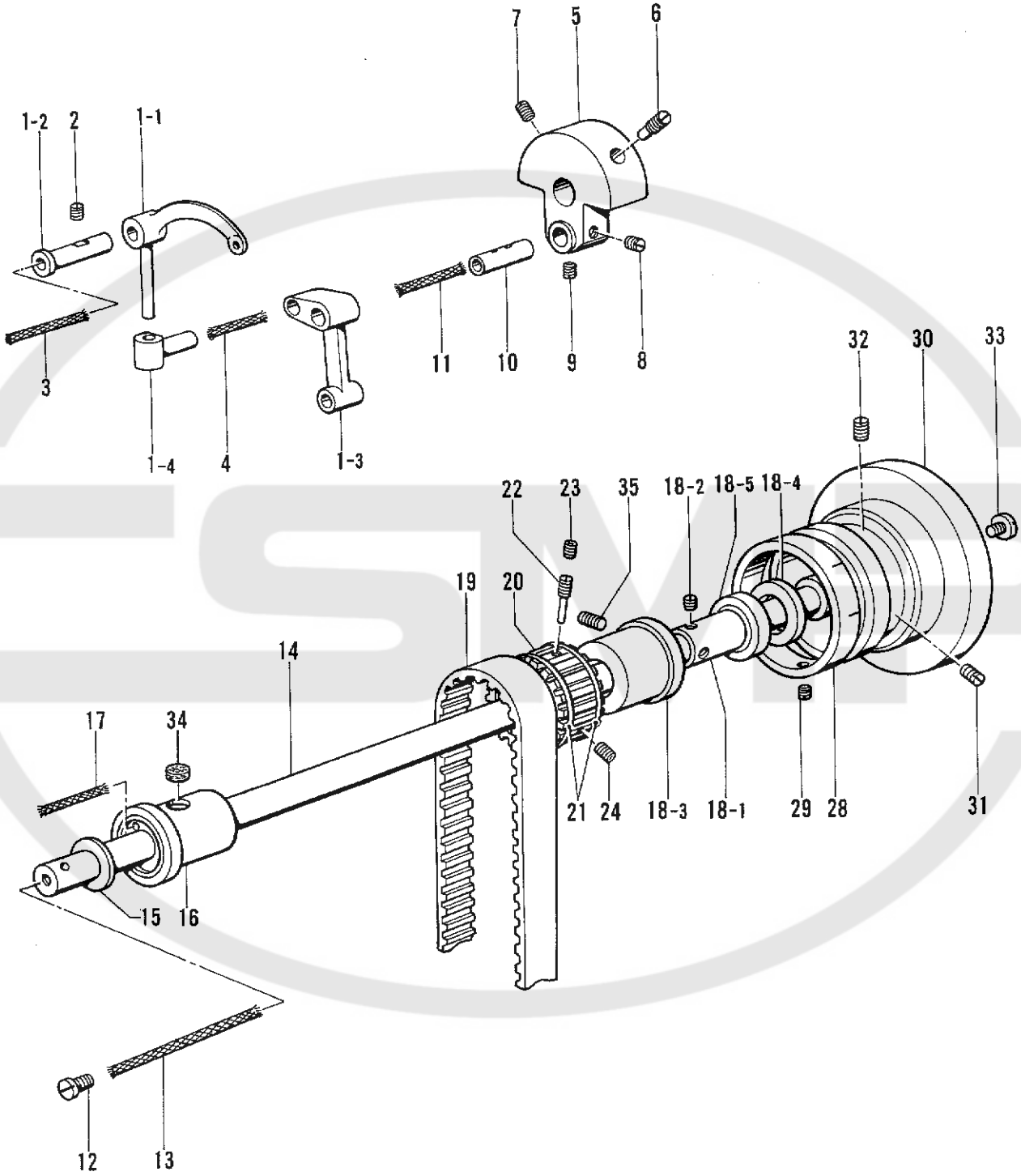

C. 上軸・天ビン関係 /Upper shaft and thread take-up mechanism/Obere Welle und Fadenabnahmevorrichtung/ Mécanisme de l'arbre supérieur et releveur de fil/Mecanismo del árbol superior y tirahílos

REF.NO.	CODE	Q'TY	ヒンメイ	NAME OF PARTS	RMKS
1	S26006001	1	テンビ"ンクミ	THREAD TAKE-UP ASSEMBLY	
1-1	S26005001	1	テンビ"ン	THREAD TAKE-UP	
1-2	S26007001	1	テンビ"ンジ"ク	THREAD TAKE-UP SHAFT	
1-3	S26008001	1	ハリボ"ウクランクロッド"	NEEDLE BAR CRANK ROD	
1-4	S26009001	1	テンビ"ンスヘ"リコ	THREAD TAKE-UP SLIDE	
2	S26004001	1	トメネジ"675−24X9	SET SCREW 675X9	
3	S26142001	1	クミヒモ6X6	WICK 6X6	
4	S26143001	1	クミヒモ6X6	WICK 6X6	
5	S25998001	1	クランクカム	CRANK CAM	
6	S25999001	1	トメネジ"675−24X20	SET SCREW 675X20	
7	S26000001	1	トメネジ"675−24X14	SET SCREW 675X14	
8	S26002001	1	トメネジ"675−24X6	SET SCREW 675X6	
9	S26155001	1	トメネジ"675−24X4	SET SCREW 675X4	
10	S26001001	1	ハリボ"ウクランクピ"ン	NEEDLE BAR CRANK PIN	
11	S26142001	1	クミヒモ6X6	WICK 6X6	
12	S25992001	1	シメネジ"785−20X6	SCREW 785X6	
13	S26140001	1	クミヒモ	WICK	
14	S26525001	1	ウワジ"ク	UPPER SHAFT	
15	S26037001	1	テンビ"ンクランクリング"	THREAD TAKE-UP RING	
16	S26036001	1	ウワジ"クメタルL	UPPER SHAFT BUSH (L)	
17	S26144001	1	クミヒモ	WICK	
18	S29611001	1	ウワジ"クBRケースクミ	UPPER SHAFT BEARING CASE ASSEMBLY	
18-1	S26458001	1	ウワジ"クBRカラー	UPPER SHAFT BEARING COLLAR	
18-2	S26039001	2	トメネジ"635−32X5	SET SCREW 635X5	
18-3	S26457001	1	ウワジ"クBRケース	UPPER SHAFT BEARING CASE	
18-4	S26041001	1	リング"	RING	
18-5	S26044001	1	トメネジ"675−24X20	SET SCREW 675X20	
19	S26074001	1	タイミング"ヘ"ルト	TIMING BELT	
20	S26042001	1	タイミング"プ"ーリーU	TIMING PULLEY	
21	S26047001	2	タイミング"プ"ーリーリング"	TIMING PULLEY RING	
22	S26043001	1	ピ"ンネジ"675−24X14	PIN SCREW 675X14	
23	S26003001	1	トメネジ"675−24X7	SET SCREW 675X7	
24	S26045001	1	トメネジ"675−24X20	SET SCREW 675X20	
25	S26040001	1	ヘ"アリング"6202ZZA	BEARING (6202ZZA)	
29	S26039001	1	トメネジ"635−32X5.5	SET SCREW 635X5.5	
30	S25991001	1	プ"ーリー	PULLEY	
31	S26048001	1	トメネジ"595−28X21	SET SCREW 595X21	
32	S26051001	1	トメネジ"595−28X20	SET SCREW 595X20	
33	S26049001	1	シメネジ"675−24X11	SCREW 675X11	
34	S26141001	1	フエルト	FELT	
<ベルトカバーツキ /WITH BELT COVER >					
28	S26526001	1	メモリング"A	DIAL RING (A)	
<ベルトカバーナシ /WITHOUT BELT COVER >					
28	S26527001	1	メモリング"B	DIAL RING (B)	

D. 押工関係 /Presser foot mechanism/Stoffdrückerfuß/ Mécanisme du pied presseur/Mecanismo del prensa telas

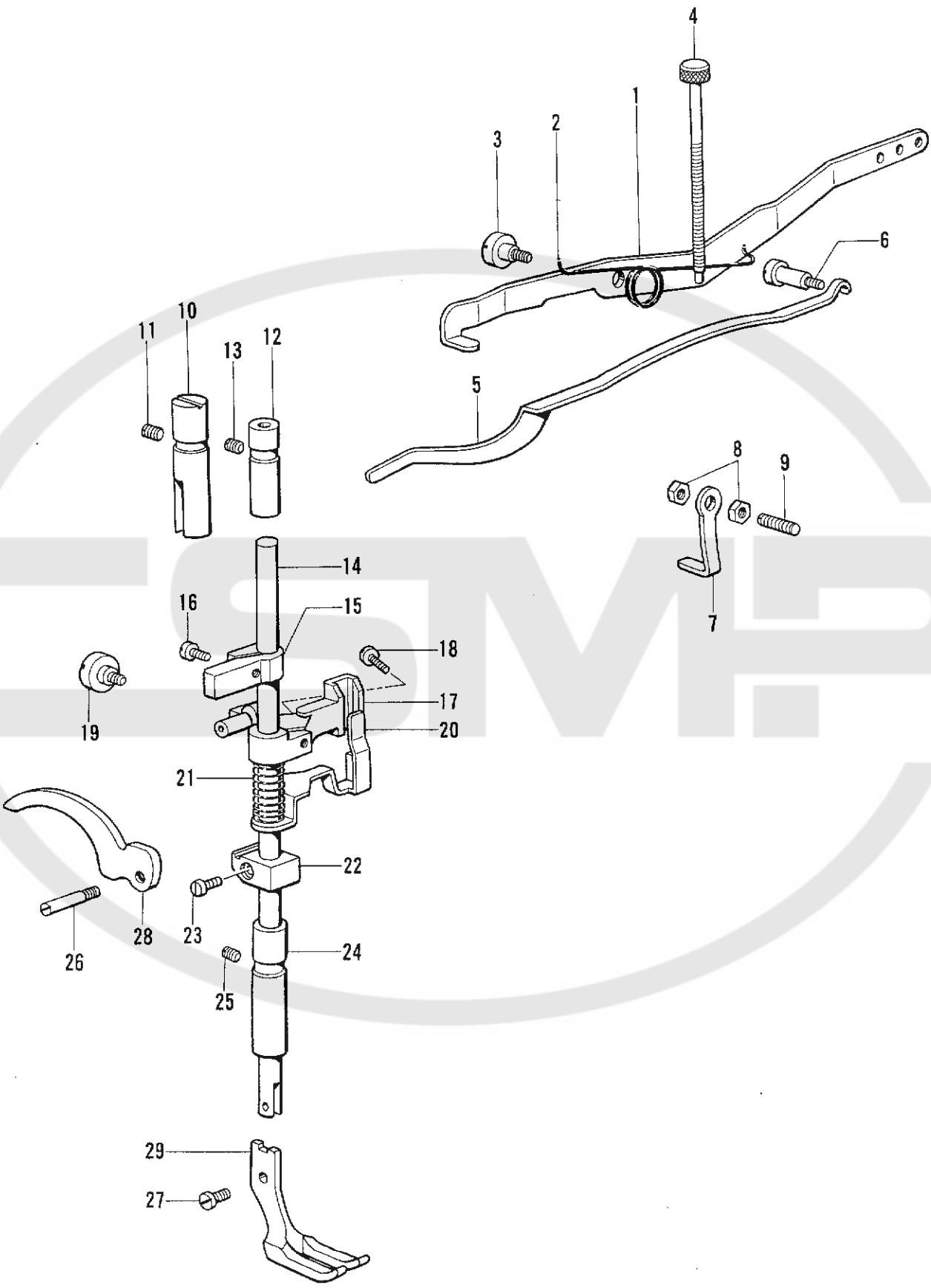

D. 押工関係 /Presser foot mechanism/Stoffdrückerfuß/ Mécanisme du pied presseur/Mecanismo del prensa telas

REF.NO.	CODE	Q'TY	ヒンメイ	NAME OF PARTS	RMKS
1	S26450001	1	オサエアシアケ"レハ"ー	PRESSER FOOT LIFTER LEVER	
2	S26453001	1	ネジ"リハ"ネ	TWIST SPRING	
3	S26131001	1	タ"ンネジ"675-24X7	STUD SCREW 675X7	
4	S26126001	1	ツマミネジ"675-24X80	SCREW 675X80	
5	S26124001	1	オサエホ"ウイタハ"ネ	SPRING	
6	S26125001	1	タ"ンネジ"675-24X13	STUD SCREW 675X13	
7	S26451001	1	ストッパー	STOPPER	
8	S26467001	2	ナット6.75X24	NUT 6.75X24	
9	S26452001	1	トメネジ"6.75X24	SET SCREW 6.75X24	
10	S26020001	1	オサエホ"ウアンナイブ"ッシュ	PRESSER BAR GUIDE BUSH	
11	S26153001	1	トメネジ"675-24X11	SET SCREW 675X11	
12	S26016001	1	オサエホ"ウメタルU	PRESSER BAR BUSH (U)	
13	S26153001	1	トメネジ"675-24X11	SET SCREW 675X11	
14	S26018001	1	オサエホ"ウ	PRESSER BAR	
15	S26019001	1	オサエホ"ウアンナイ	PRESSER BAR GUIDE	
16	S26093001	1	シメネジ"396-40X6	SCREW 396X6	
17	S26021001	1	オサエホ"ウタ"キ	PRESSER BAR CLAMP	
18	S26022001	1	シメネジ"437-32X14	SCREW 437X14	
19	S26025001	1	タ"ンネジ"675-24X8	STUD SCREW 675X8	
20	S26023001	1	イトユルメイタ	THREAD RELEASE PLATE	
21	S26024001	1	イトユルメハ"ネ	THREAD RELEASE SPRING	
22	S26026001	1	オサエホ"ウタ"キリング"	PRESSER BAR CLAMP RING	
23	S26012001	1	シメネジ"396-40X9	SCREW 396X9	
24	S26017001	1	オサエホ"ウメタルD	PRESSER BAR BUSH (D)	
25	S26153001	1	トメネジ"675-24X11	SET SCREW 675X11	
26	S26092001	1	ピ°ンネジ"450-32X7	PIN SCREW 450X7	
27	S26094001	1	シメネジ"340-36X9	SCREW 340X9	
<-050>					
28	S26449001	1	オサエアケ"ーレハ"ー	PRESSER FOOT LIFTER LEVER	
29	S26174001	1	ソトオサエ	OUTER PRESSER FOOT	
<-05B>					
28	S26091001	1	オサエアケ"ーレハ"ー	PRESSER FOOT LIFTER LEVER	
29	S26496001	1	ソトオサエ	OUTER PRESSER FOOT	

E. 上送り関係 /Upper feed mechanism/Obertransportvorrichtung/ Mécanisme de l'entrainement supérieur/Mecanismo de la alimentración superior

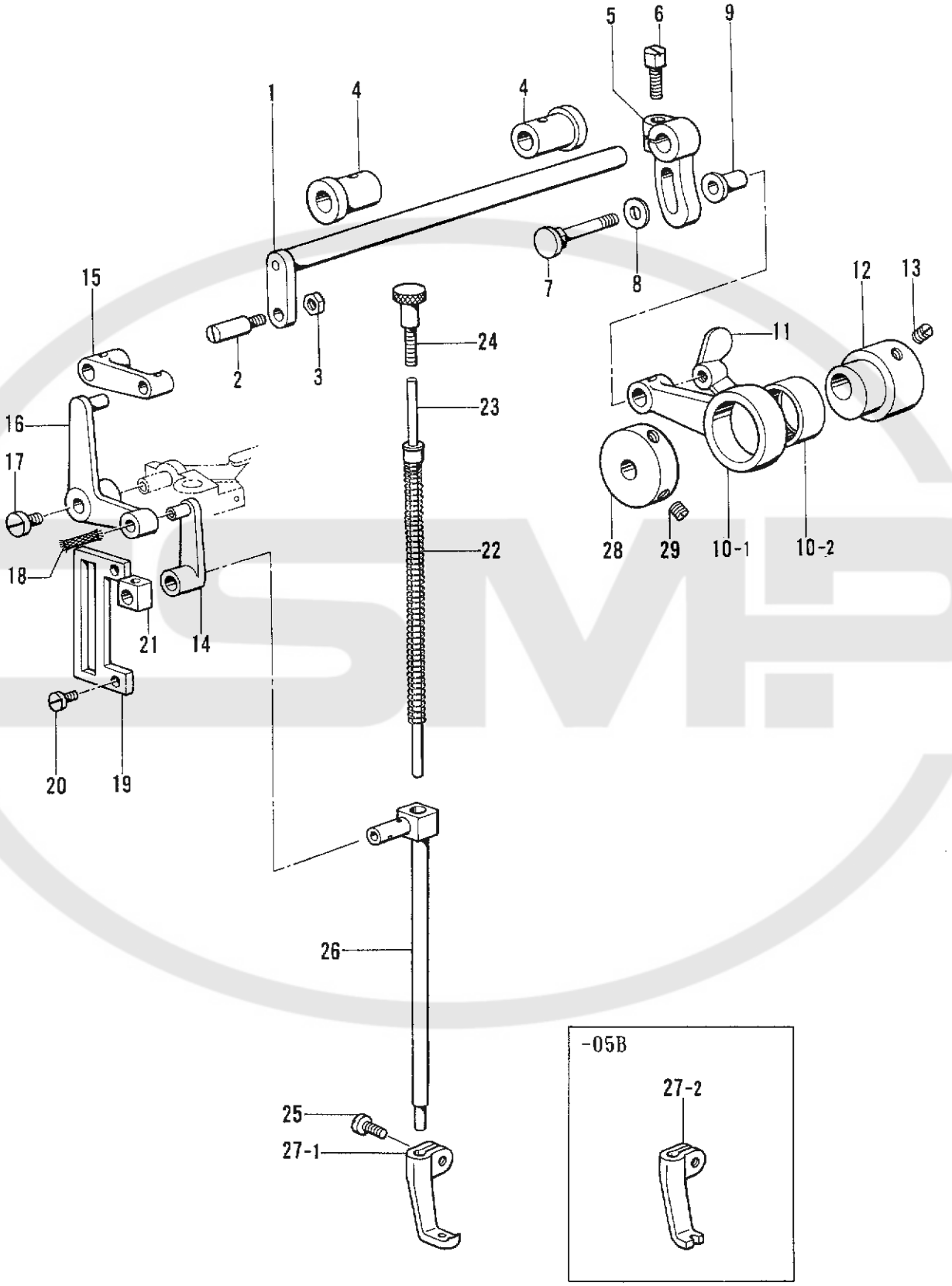

E. 上送り関係 /Upper feed mechanism/Obertransportvorrichtung/ Mécanisme de l'entrainement supérieur/Mecanismo de la alimentración superior

REF.NO.	CODE	Q'TY	ヒンメイ	NAME OF PARTS	RMKS
1	S25994001	1	ウワオクリジョウゲシク	UPPER FEED VERTICAL SHAFT	
2	S25995001	1	ピンネジ635−32X9	PIN SCREW 635X9	
3	S25996001	1	ナット635−32	NUT 635-32	
4	S25993001	2	ウワオクリジクメタル	UPPER FEED SHAFT BUSH	
5	S26588001	1	カムレンケツレバー	CAM CONNECTING LEVER	
6	S26150001	1	ボルト675−24X16	BOLT 675X16	
7	S26164001	1	タンネジ556−32X22	STUD SCREW 556X22	
8	S26122001	1	ザガネ	WASHER	
9	S26163001	1	カラー	COLLAR	
10	S26161001	1	ウワオクリレンカンクミ	UPPER FEED CONNECTING ROD ASSEMBLY	
10-1	S26160001	1	ウワオクリヘンシンリンレンカン	ECCENTRIC WHEEL CONNECTING ROD	
10-2	S26162001	1	ニードルベアリング	NEEDLE BEARING	
11	S26165001	1	チョウナット556−32	NUT 556-32	
12	S26159001	1	ウワオクリジョウゲカム	UPPER FEED VERTICAL CAM	
13	S26039001	2	トメネジ635−32X5	SET SCREW 635X5	
14	S26030001	1	ウワオクリオサエリング	UPPER FEED PRESSER RING	
15	S26031001	1	ヘルクランクリング	CRANK RING	
16	S26032001	1	ヘルクランク	CRANK	
17	S26033001	1	シメネジ450−32X8	SCREW 450X8	
18	S26143001	1	クミヒモ6X6	WICK 6X6	
19	S26569001	1	カクコマアンナイ	SLIDE BLOCK GUIDE	
20	S26538001	2	シメネジ357−40X10	SCREW 357X10	
21	S26257001	1	カクコマ	SLIDE BLOCK	
22	S26029001	1	ウワオクリオサエホウバネ	SPRING	
23	S26028001	1	ウワオクリオサエホウオサエ	UPPER FEED PRESSER BAR PRESSER	
24	S26127001	1	ツマミネジ556−32X17	SCREW 556X17	
25	S26093001	1	シメネジ396−40X6	SCREW 396X6	
26	S26803001	1	ナカオサエホウ	INNER PRESSER BAR	
28	S26258001	1	カラー	COLLAR	
29	S26046001	2	トメネジ556−32X11	SET SCREW 556X11	
<-050>					
27-1	S26172001	1	ナカオサエ	INNER PRESSER FOOT	
<-05B>					
27-2	S26497001	1	ナカオサエ	INNER PRESSER FOOT	

F. 送り軸関係 /Feed shaft mechanism/Transport welle/ Mécanisme de l'arbre entraînement/Mecanismo de la eje alimentación

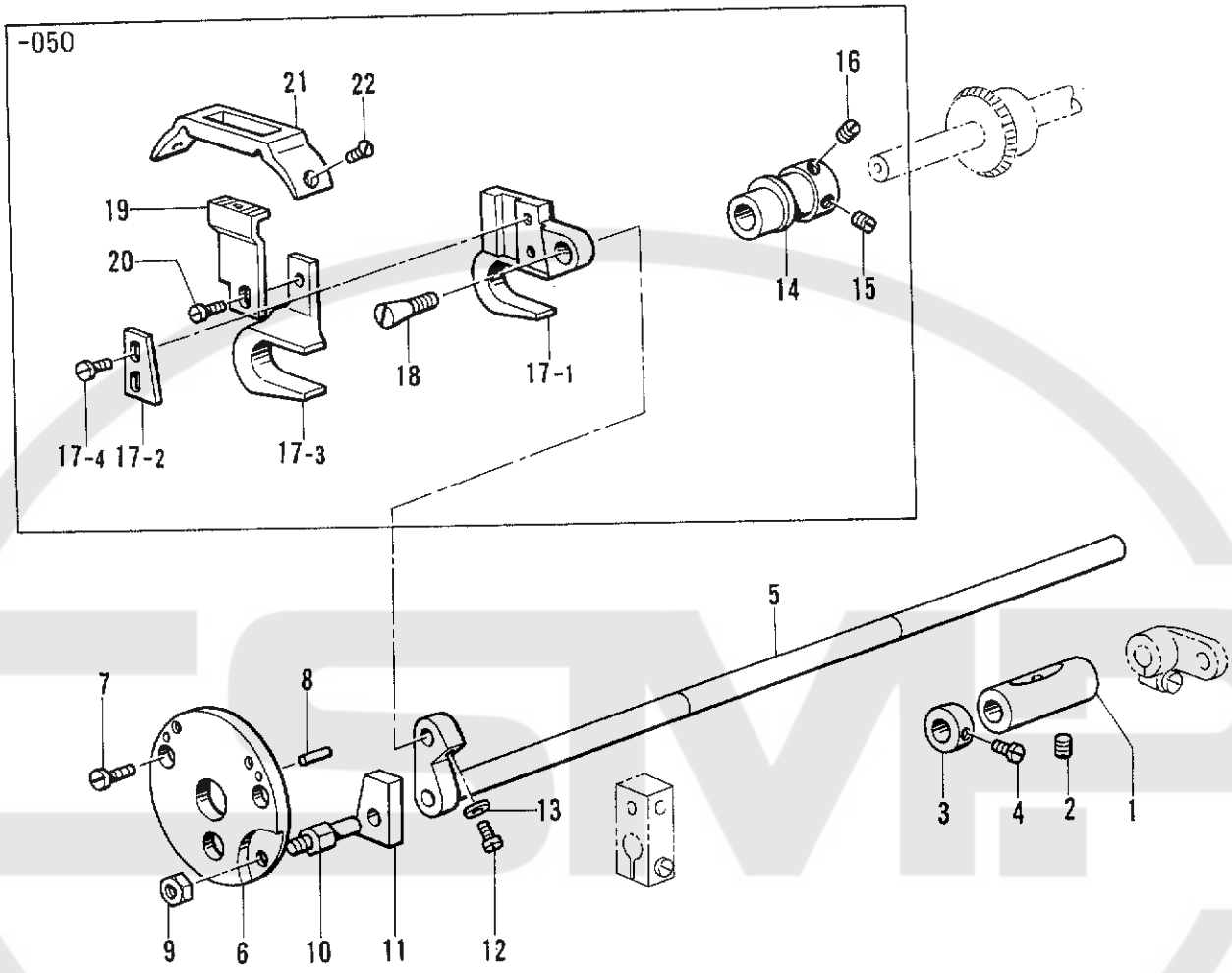

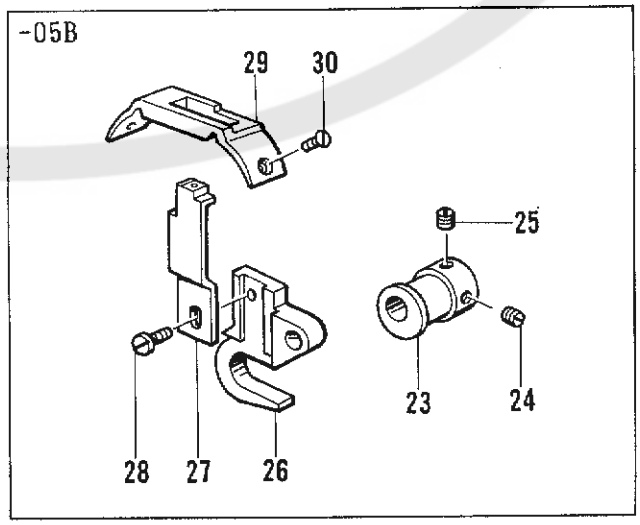

F. 送り軸関係 /Feed shaft mechanism/Transport welle/ Mécanisme de l'arbre entraînement/Mecanismo de la eje alimentación

REF.NO.	CODE	Q'TY	ヒンメイ	NAME OF PARTS	RMKS
1	S26426001	1	シタジ"クメタルB	LOWER SHAFT BYSH (B)	
2	S26156001	1	トメネジ"635−32X7	SET SCREW 635X7	
3	S26445001	1	シタジ"クカラー	LOWER SHAFT COLLAR	
4	S26430001	1	トメネジ"5.16	SET SCREW 5.16	
5	S26411001	1	オクリジ"ク	FEED SHAFT	
6	S26409001	1	マルブ"タ	COVER	
7	S26410001	2	シメネジ"476−30X10	SCREW 476X10	
8	S26456001	2	ピン	PIN	
9	S26459001	1	ナット5.56	NUT 5.56	
10	S26411001	1	ピンネジ"5.56	PIN SCREW 5.56	
11	S26464001	1	フエルト	FELT	
12	S25887001	1	トメネジ"357−40X4	SCREW 357X4	
13	S26466001	1	オクリジ"クライナー	FEED SHAFT LINER	
<-050>					
14	S26466001	1	ジ"ョウゲ"ヘンシンリン	FEED LIFTING ROCK ECCENTRIC WHEEL	
15	S26428001	1	トメネジ"516−32X4.7	SET SCREW 516X4.7	
16	S26468001	1	トメネジ"516−32X4.3	SET SCREW 516X4.3	
17	S26415001	1	オクリダ"イアンナイクミ	FEED BRACKET GUIDE ASSEMBLY	
17-1	S26414001	1	オクリダ"イアンナイ	FEED BRACKET GUIDE	
17-2	S26416001	1	オクリダ"イスベ"リイタ	FEED BRACKET SLIDE PLATE	
17-3	S26417001	1	オクリダ"イ	FEED BRACKET	
17-4	S26087001	2	シメネジ"340−36X6	SCREW 340X6	
18	S26413001	1	テーパーネジ"4.76	TAPER SCREW 4.76	
19	S26418001	1	オクリハ"	FEED DOG	
20	S26035001	1	シメネジ"437−32X6	SCREW 437X6	
21	S26419001	1	ハリイタ	NEEDLE PLATE	
22	S26420001	2	サラネジ"	SCREW	
<-05B>					
23	S26500001	1	オクリト"タ"イカム	FEED BRACKET CAM	
24	S26428001	1	トメネジ"516−32X4.7	SET SCREW 516X4.7	
25	S26468001	1	トメネジ"516−32X4.3	SET SCREW 516X4.3	
26	S26499001	1	オクリダ"イ	FEED BRACKET	
27	S26493001	1	オクリハ"	FEED DOG	
28	S26035001	1	シメネジ"437−32X6	SCREW 437X6	
29	S26492001	1	ハリイタ	NEEDLE PLATE	
30	S26420001	2	サラネジ"	SCREW	

G. 下軸・カマ関係 /Lower shaft and rotary hook mechanism/Unterwelle und Greifer/ Arbre inférieur et dispositif de crochet rotatif/Mecanismo del eje inferior y cangrejo

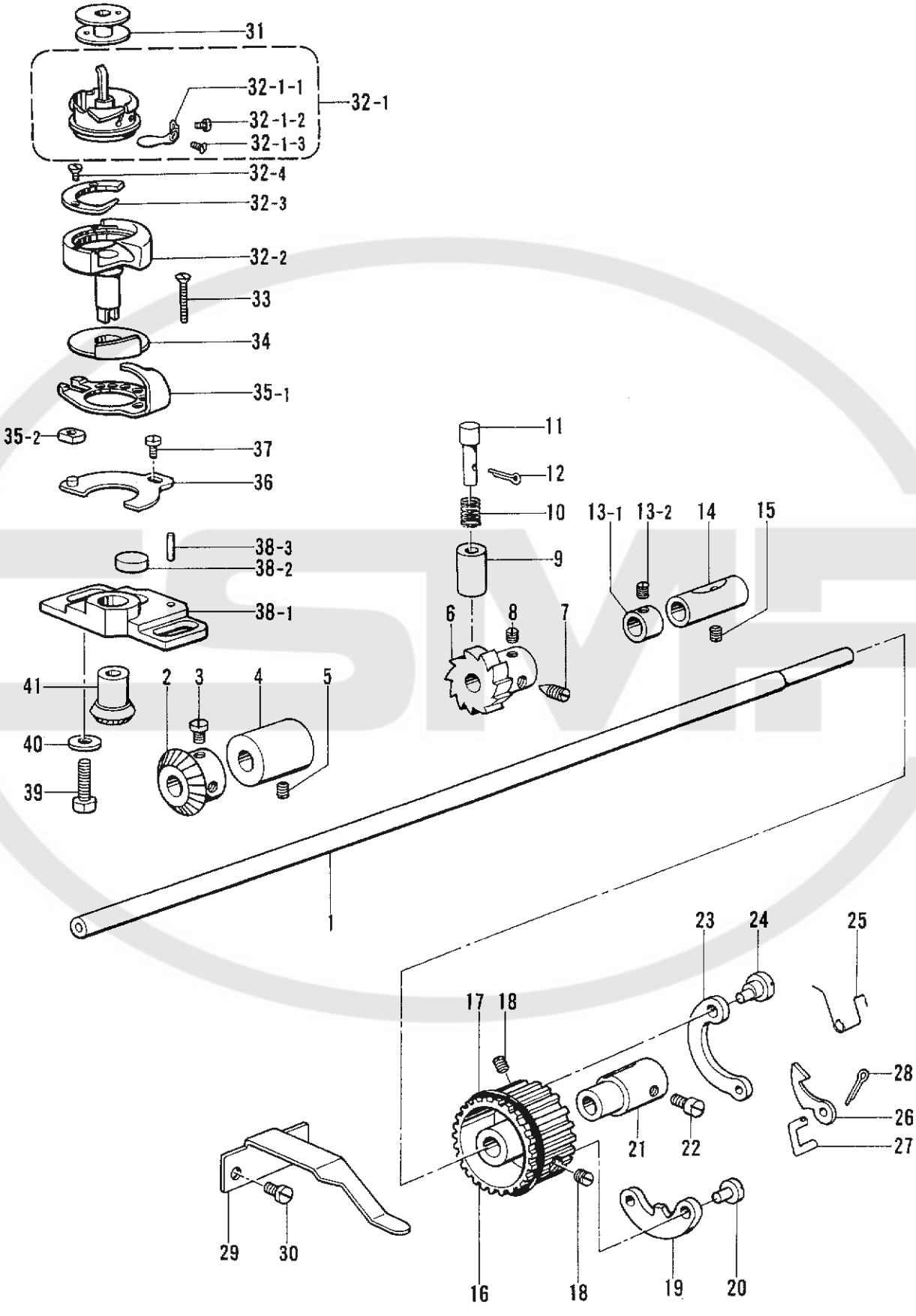

G. 下軸・カマ関係 /Lower shaft and rotary hook mechanism/Unterwelle und Greifer/ Arbre inférieur et dispositif de crochet rotatif/Mecanismo del eje inferior y cangrejo

REF.NO.	CODE	Q'TY	ヒンメイ	NAME OF PARTS	RMKS
1	S26440001	1	シタジ"ク	LOWER SHAFT	
2	S26429001	1	カマキ"ヤD	ROTARY HOOK GEAR (D)	
3	S26430001	2	トメネジ"5.16X32	SET SCREW 5.16X32	
4	S26425001	1	シタジ"クメタルF	LOWER SHAFT BUSH (F)	
5	S26155001	1	トメネジ"675-24X4	SET SCREW 675X4	
6	S26441001	1	ラチェット	RATCHET	
7	S26086001	1	トメネジ"635-32X8	SET SCREW 635X8	
8	S26156001	1	トメネジ"635-32X7	SET SCREW 635X7	
9	S26442001	1	オシボ"タントン"タ"イ	PRESSER BUTTON BRACKET	
10	S26444001	1	バ"ネ	SPRING	
11	S26443001	1	オシボ"タン	PRESSER BUTTON	
12	S29612001	1	ワリピン	PIN	
13	S29613001	1	シタジ"クカラークミ	LOWER SHAFT ASSEMBLY	
13-1	S26445001	1	シタジ"クカラー	LOWER SHAFT COLLAR	
13-2	S26446001	2	トメネジ"5.16	SET SCREW 5.16	
14	S26426001	1	シタジ"クメタルB	LOWER SHAFT BUSH (B)	
15	S26158001	1	トメネジ"635-32X4	SET SCREW 635X4	
16	S26063001	1	タイミング"プーリーD	TIMING PULLEY (D)	
17	S26047001	1	タイミング"プーリーリング"	TIMING PULLEY RING	
18	S26052001	2	トメネジ"556-32X7	SET SCREW 556X7	
19	S26069001	1	ロックレバー	ROCK LEVER	
20	S26066001	1	ロックレバーシ"ク	ROCK LEVER SHAFT	
21	S26064001	1	カラー	COLLAR	
22	S26065001	2	シメネジ"635-32X10	SCREW 635X10	
23	S26068001	1	ロックレバーバ"ネ	ROCK LEVER SPRING	
24	S26067001	1	ロックレバーバ"ネシ"ク	SPRING SHAFT	
25	S26072001	1	ラチェットバ"ネ	SPRING	
26	S26070001	1	ラチェット	RATCHET	
27	S26071001	1	レンケツリンク	CONNECTING LINK	
28	S26073001	1	ワリピン	PIN	
29	S26448001	1	タイミング"プレート	TIMING PLATE	
30	S26057001	2	シメネジ"318-40X3	SCREW 318X3	
31	S26089001	1	ボ"ビン	BOBBIN	
32	S26469001	1	カマクミ	ROTARY HOOK ASSEMBLY	
32-1	S29042001	1	ウチカマクミ	INNER ROTARY HOOK ASSEMBLY	
32-1-1	S27760001	1	チョウシバ"ネ	TENSION SPRING	
32-1-2	S27754001	1	チョウシバ"ネトメネジ"	SPRING STOPPER SCREW	
32-1-3	S27761001	1	チョウシバ"ネ	TENSION SPRING	
32-2	S27757001	1	ソトカマ	OUTER ROTARY HOOK	
32-3	S27759001	1	ウチカマオサエ	INNER ROTARY HOOK PRESSER	
32-4	S27751001	2	ウチカマオサエシメネジ"	INNER ROTARY HOOK PRESSER SCREW	
33	S26470001	1	サラネジ"3.4-36X22	SCREW 3.4X22	
34	S26439001	1	ハリウケ	NEEDLE BRACKET	
35	S26438001	1	オープナーカマイタクミ	OPENER ROTARY HOOK PLATE ASSEBLY	
35-1	S26437001	1	B.C.オープナー	BOBBIN CASE OPENER	
35-2	S26439001	1	オープナーカクコマ	OPENER SLIDE BLOCK	
36	S26435001	1	オープナーチヨウセツイタ	OPENER ADJUSTING PLATE	
37	S26087001	1	シメネジ"340-36X6	SCREW 340X6	
38	S29614001	1	カマト"タ"イクミ	ROTARY HOOK BRACKET ASSEMBLY	
38-1	S26432001	1	カマト"タ"イ	ROTARY HOOK BRACKET	
38-2	S26465001	1	フエルト	FELT	
38-3	S29615001	1	ピン	PIN	
39	S26433001	2	ボ"ルト516-32X12	BOLT 516X12	
40	S26434001	2	サ"ガ"ネ	WASHER	
41	S26431001	1	カマキ"ヤーU	ROTARY GEAR (U)	

H. 糸調子関係 /Thread tension/Faderspannung/ Tension du fil/Tensión del hilo

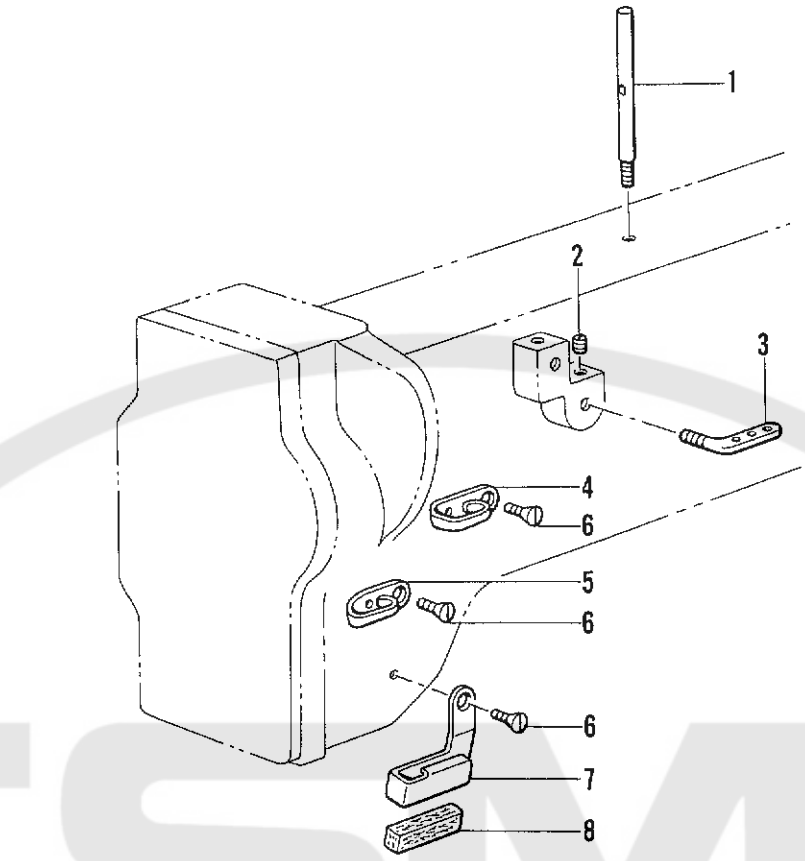

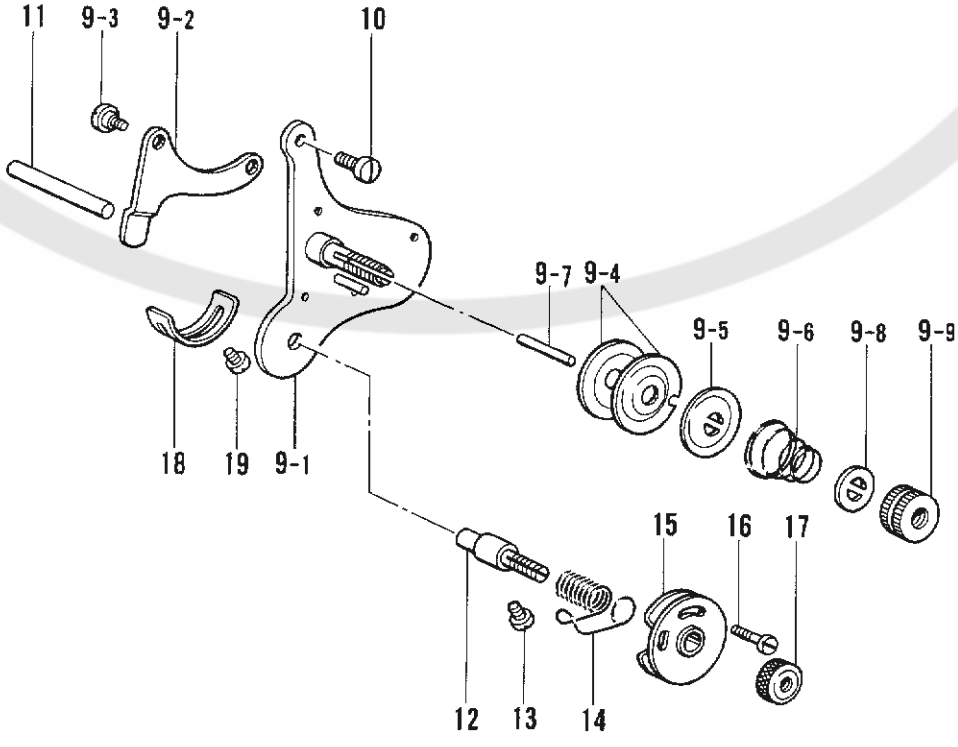

H. 糸調子関係 /Thread tension/Faderspannung/ Tension du fil/Tensión del hilo

REF.NO.	CODE	Q'TY	ヒンメイ	NAME OF PARTS	RMKS
1	S26128001	1	イトカケ	THREAD HOOK	
2	S26104001	1	トメネジ"340−36X6	SET SCREW 340X6	
3	S26103001	1	ミツメイトカケ	THREAD HOOK	
4	S26105001	1	アームイトアンナイ	ARM THREAD GUIDE	
5	S26106001	1	アームイトアンナイ	ARM THREAD GUIDE	
6	S26107001	3	サラネジ"340−36X6	SCREW 340X6	
7	S26151001	1	アームイトアンナイD	ARM THREAD GUIDE (D)	
8	S26152001	1	アームイトアンナイフェルト	ARM THREAD GUIDE FELT	
9	S26099001	1	ウワイトチョウシクミ	UPPER THREAD TENSION ASSEMBLY	
9-1	S26098001	1	チョウシタ"イイタ	TENSION BRACKET PLATE	
9-2	S26101001	1	レバー	LEVER	
9-3	S26102001	2	タ"ンネジ"340−36X2	STUD SCREW 340X2	
9-4	S26110001	2	イトチョウシサラ	THREAD TENSION DISC	
9-5	S26111001	1	チョウシサラオサエ	TENSION DISC PRESSER	
9-6	S26112001	1	イトチョウシバ"ネ	THREAD TENSION SPRING	
9-7	S26170001	1	イトユルメピン	THREAD RELEASE PIN	
9-8	S26983001	1	サ"カ"ネ	WASHER	
9-9	S27341001	1	イトチョウシナット	THREAD TENSION NUT	
10	S26035001	1	シメネジ"437−32X6	SCREW 437X6	
11	S26137001	1	イトユルメシ"ク	THREAD RELEASE SHAFT	
12	S26169001	1	イトチョウシホ"ウ	THREAD TENSION STUD	
13	S26922001	1	シメネジ"357−40X8	SCREW 357X8	
14	S26108001	1	イトトリバ"ネ	SPRING	
15	S26113001	1	イトトリバ"ネアンナイ	SPRING GUIDE	
16	S26115001	1	シメネジ"UNF2−6X6.5	SCREW UNF2-6X6.5	
17	S26116001	1	イトチョウシナット	THREAD TENSION NUT	
18	S26109001	1	イトトリバ"ネストッパ"	SPRING STOPPER	
19	S26087001	1	シメネジ"340−36X6	SCREW 340X6	

J. タッチバック関係 /Quick back mechanism/Schnellumkehrvorrichtung/ Dispositif de retour arrière rapide/Mecanismo de retroceso rápido

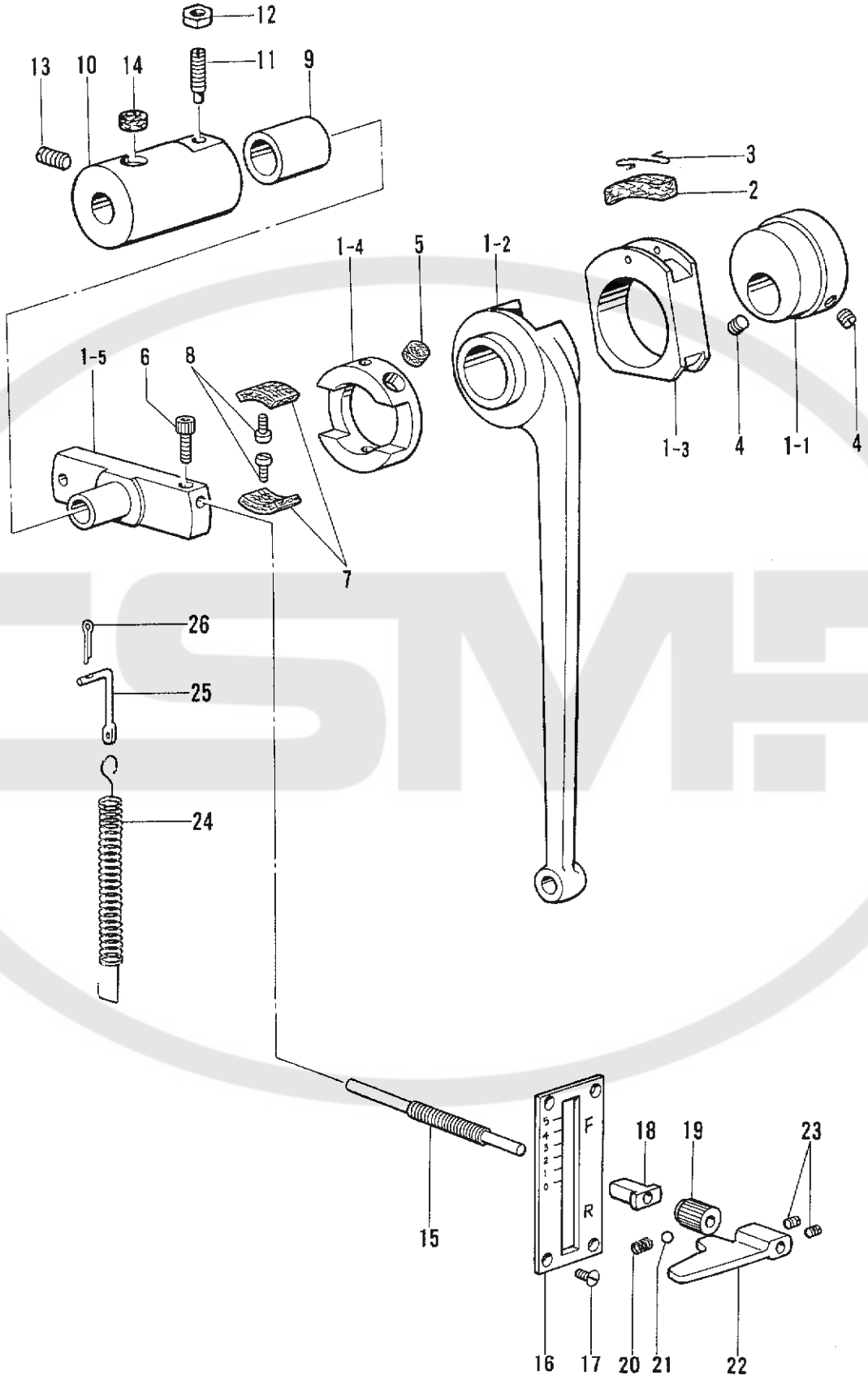

J. タッチバック関係 /Quick back mechanism/Schnellumkehrvorrichtung/ Dispositif de retour arrière rapide/Mecanismo de retroceso rápido

REF.NO.	CODE	Q'TY	ヒンメイ	NAME OF PARTS	RMKS
1	S26515001	1	オクリロット"クミ	FEED ROCK ASSEMBLY	
1-1	S26513001	1	オクリカム	FEED CAM	
1-2	S26514001	1	オクリロット"	FEED ROCK	
1-3	S26516001	1	オクリロット"リンク	FEED ROCK LINK	
1-4	S26517001	1	オクリロット"アンナイ	FEED ROCK GUIDE	
1-5	S26519001	1	オクリロット"アンナイレール	FEED ROCK GUIDE RAIL	
2	S26138001	1	フェルト	FELT	
3	S26139001	1	フェルトオサエ	FELT HOLDER	
4	S26039001	2	トメネジ"635-32X5	SET SCREW 635X5	
5	S26214001	1	フエルト	FELT	
6	S25889001	1	シメネジ"5X8	SCREW 5X8	
7	S26518001	2	フェルト	FELT	
8	S25921001	2	シメネジ"318-44X6	SCREW 318X6	
9	S26512001	1	ワリメタル	BUSH	
10	S26511001	1	ウワジ"クメタルM	UPPER SHAFT BUSH (M)	
11	S25999001	1	トメネジ"675-24X20	SET SCREW 675X20	
12	S26083001	1	ナット675-24	NUT 675-24	
13	S26044001	1	トメネジ"675-24X20	SET SCREW 675X20	
14	S26141001	1	フェルト	FELT	
15	S26520001	1	レバ"ーピ"ンネジ"	LEVER PIN SCREW	
16	S26523001	1	オクリチョウセツイタ	FEED ADJUSTING PLATE	
17	S25915001	4	サラネジ"318-44X7	SCREW 318X7	
18	S26522001	1	オクリチョウセツパ"イプ"	FEED ADJUSTING PIPE	
19	S26521001	1	ナット7.14	NUT 7.14	
20	S25941001	1	バ"ネ	SPRING	
21	S25942001	1	ボ"ール	BALL	
22	S26933001	1	オクリチョウセツレバ"ー	FEED ADJUSTING LEVER	
23	S26934001	2	トメネジ"5X5	SET SCREW 5X5	
24	S26177001	1	カエシバ"ネ	SPRING	
25	S26524001	1	バ"ネカケ	SPRING HOOK	
26	S26563001	1	ワリピ"ン	PIN	

K. 同調バインダー関係 /Synchronized binder mechanism/Syncronisierte Eintaßvorrichtung/
Dispositif de bordeur Synchronisé/Mecanismo de ribeteador sinchronizado

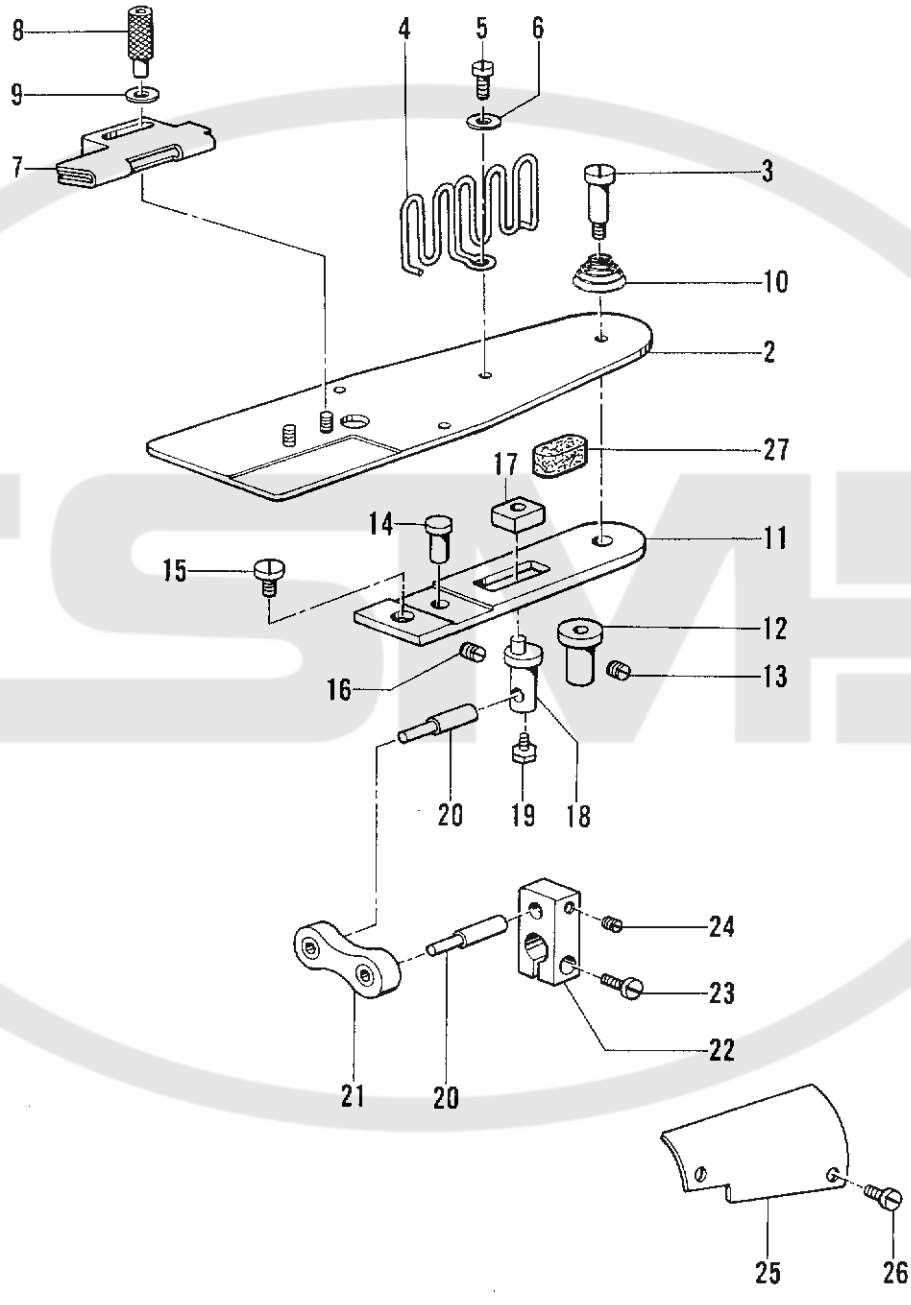

K. 同調バインダー関係 /Synchronized binder mechanism/Syncronisierte Eintaßvorrichtung/ Dispositif de bordeur Synchronisé/Mecanismo de ribeteador sinchronizado

REF.NO.	CODE	Q'TY	ヒンメイ	NAME OF PARTS	RMKS
2	S29616001	1	オクリウエイタクミ	FEED UPPER PLATE ASSEMBLY	
3	S25925001	1	タ"ンネジ"794	STUD SCREW 794	
4	S26501001	1	テープ°アンナイ	TAPE GUIDE	
5	S26035001	1	シメネジ"437−32X6	SCREW 437X6	
6	S26587001	1	サ"カ"ネ	WASHER	
7	S26507001	1	ハ"インタ"ー	BINDER	
8	S26491001	2	ナットト4.76	NUT 4.76	
9	S26587001	2	サ"カ"ネ	WASHER	
10	S26252001	1	ハ"ネ	SPRING	
11	S26485001	1	オクリイタ	FEED PLATE	
12	S26484001	1	オクリシ"クメタル	FEED SHAFT BUSH	
13	S25886001	1	トメネジ"437−40X6	SET SCREW 437X6	
14	S26486001	1	オクリイタオサエピ°ン	FEED PLATE SUPPORT PIN	
15	S26487001	1	シメネジ"476−40X4	SCREW 476X4	
16	S25886001	1	トメネジ"437−40X6	SET SCREW 473X6	
17	S26334001	1	オクリイタカクコマ	FEED PLATE SLIDE BLOCK	
18	S26483001	1	ハ"インタ"ーオクリシ"ク	BINDER FEED SHAFT	
19	S26482001	1	ホ"ルトト4.37−32X6	BOLT 4.37X6	
20	S26481001	2	ホ"ールピ°ン	BALL PIN	
21	S26480001	1	ホ"ールシ"ョイント	BALL JOINT	
22	S26479001	1	ハ"インタ"ーオクリレハ"ー	BINDER FEED LEVER	
23	S26022001	1	シメネジ"437−32X14	SCREW 437X14	
24	S25886001	1	トメネジ"437−40X6	SET SCREW 437X6	
25	S26478001	1	ヘ"ット"カハ"ー	BED COVER	
26	S25929001	2	シメネジ"	SCREW	
27	S26488001	2	オクリイタカクタマフエルト	FELT	

L. ベルトカバー関係（オプションパーツ） /Belt cover mechanism (Option parts)/Gurtabdeckung (Sonderzubehör)/Couvre-Courroie (Pièces en option)/Cubierta de correa (Piezas opciona)

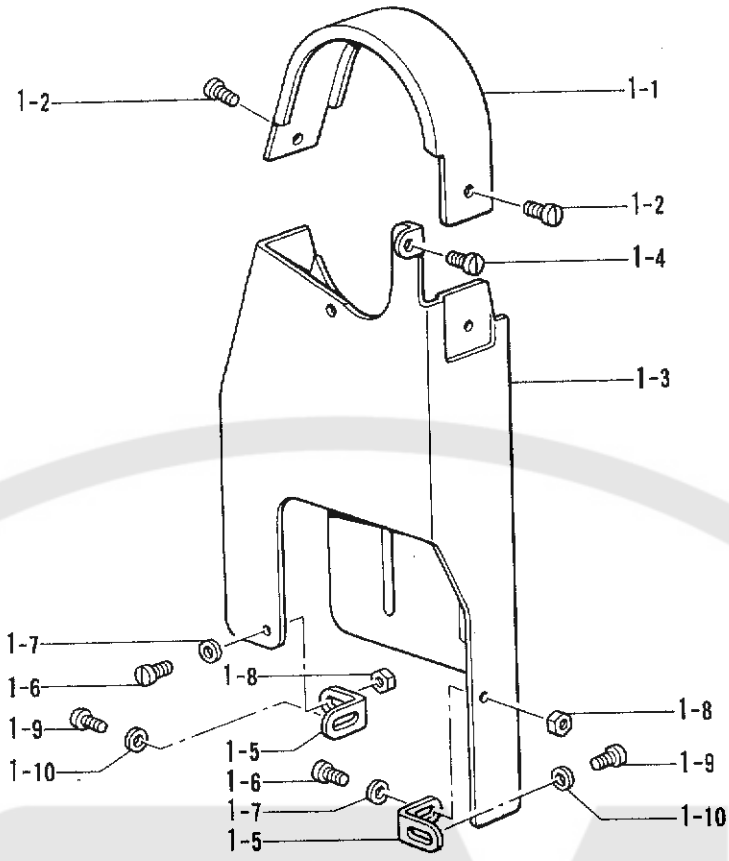

Z1. 付属品関係 /Accessories/Zubehör/ Accessoires/Accesorios

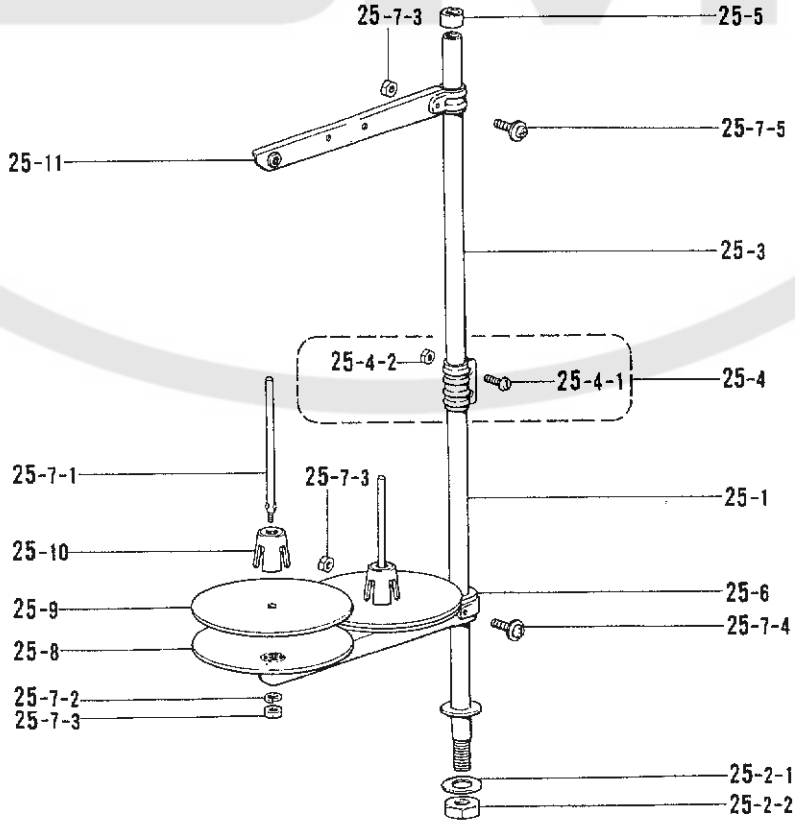

◎ 付属品の明細は変更することがあります。
◎ The details of included accessories are subject to change.
◎ Änderungen in der Aufstellung der Mitgelieferten Zubehöre sind vorbehalten.
◎ Les détails des accessoires inclus sont sujets à des changements.
◎ Los detalles des los accesorios incluídos pueden variar.

L. ベルトカバー関係（オプションパーツ） /Belt cover mechanism (Option parts)/Gurtabdeckung (Sonderzubehör)/Couvre-Courroie (Pièces en option)/Cubierta de correa (Piezas opciona)

REF.NO.	CODE	Q'TY	ヒンメイ	NAME OF PARTS	RMKS
1	S26529001	1	ﾍﾞﾙﾄｶﾊﾞｰ	BELT COVER	
1-1	S26353001	1	ﾍﾞﾙﾄｶﾊﾞｰU	BELT COVER (U)	
1-2	S25907001	2	ｼﾒﾈｼﾞ318-44X4	SCREW 318X4	
1-3	S26528001	1	ﾍﾞﾙﾄｶﾊﾞｰﾎﾝﾀｲ	BELT COVER	
1-4	S26033001	1	ｼﾒﾈｼﾞ450-32X8	SCREW 450X8	
1-5	S26532001	2	ﾍﾞﾙﾄｶﾊﾞｰﾄﾒｶﾅｸﾞ	BELT COVER STOPPER PLATE	
1-6	S26534001	2	ｼﾒﾈｼﾞ4.76X32	SCREW 4.76X32	
1-7	S26587001	2	ｻﾞｶﾞﾈ	WASHER	
1-8	S27727001	2	ﾅｯﾄ4.76-32	NUT 4.76-32	
1-9	S26035001	2	ｼﾒﾈｼﾞ437-32X6	SCREW 437X6	
1-10	S26220001	2	ｻﾞｶﾞﾈ	WASHER	

Z1. 付属品関係 /Accessories/Zubehör/ Accessoires/Accesorios

REF.NO.	CODE	Q'TY	ヒンメイ	NAME OF PARTS	RMKS
25	S02762009	1	ｲﾄﾀﾃﾀﾞｲｸﾐ2D	COTTON STAND ASSEMBLY 2D	
25-1	156112003	1	ｺﾗﾑﾊﾟｲﾌﾟ	COLUMN PIPE (2D)	
25-2	S02775001	1	ﾊﾟｲﾌﾟﾈｼﾞｾｯﾄA	PIPE SCREW SET A	
25-2-1	150206002	1	ﾋﾗｻﾞｶﾞﾈ16	PLAIN WASHER 16	
25-2-2	150191002	1	6ｶｸﾅｯﾄ5/8	NUT 5/8	
25-3	150172003	2	ｺﾗﾑﾊﾟｲﾌﾟ	COLUMN PIPE	
25-4	150106003	1	ｺﾗﾑｼﾞﾖｲﾝﾄｸﾐ	COLUMN JOINT ASSEMBLY	
25-4-1	062501406	2	ﾅﾍﾞｺ5X14	SCREW 5X14	
25-4-2	021500106	2	1ｼｭﾅｯﾄ5	NUT 5	
25-5	150174000	1	ｺﾗﾑｷｬｯﾌﾟ	COLUMN CAP	
25-6	S02778002	1	ｽﾌﾟｰﾙﾎﾙﾀﾞｰ2	SPOOL HOLDER 2	
25-7	S02780001	1	ｽﾌﾟｰﾙﾈｼﾞｾｯﾄ2	SPOOL SCREW SET 2	
25-7-1	150179002	2	ｽﾌﾟｰﾙｼﾞｸB	SPOOL SHAFT (B)	
25-7-2	028050246	2	ﾊﾞﾈｻﾞｶﾞﾈ2-5	SPRING WASHER 2-5	
25-7-3	021500106	4	1ｼｭﾅｯﾄ5	NUT 5	
25-7-4	050503006	1	ﾅﾍﾞｺﾋﾗｻﾞ5X30	WASHER SCREW 5X30	
25-7-5	050501406	1	ﾅﾍﾞｺﾋﾗｻﾞ5X14	WASHER SCREW 5X14	
25-8	150180001	2	ｳｹｻﾞﾗ	SPOOL STAND BASE	
25-9	150182000	2	ｽﾌﾟｰﾙﾏｯﾄ	SPOOL MAT	
25-10	126863001	2	ｽﾌﾟｰﾙｸｯｼｮﾝ	SPOOL CUSHION	
25-11	S02786002	1	ｽﾚｯﾄﾞﾊﾝｶﾞｰｸﾐ2	THREAD HANGER ASSEMBLY 2	

Z2. 付属品関係 /Accessories/Zubehör/ Accessoires/Accesorios

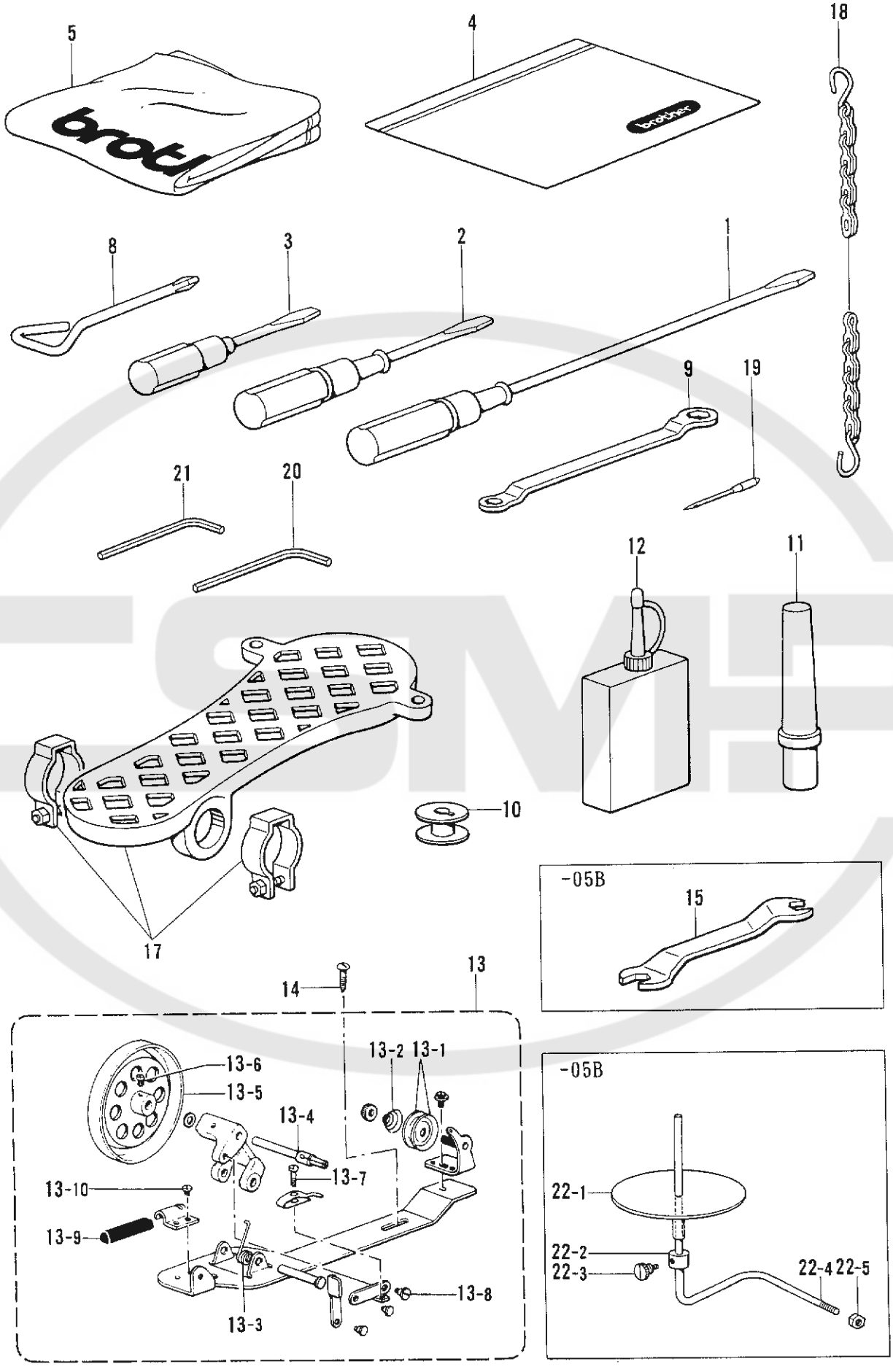

◎ 付属品の明細は変更することがあります。
◎ The details of included accessories are subject to change.
◎ Änderungen in der Aufstellung der Mitgelieferten Zubehöre sind vorbehalten.
◎ Les détails des accessoires inclus sont sujets à des changements.
◎ Los detalles des los accesorios incluidos pueden variar.

Z2. 付属品関係 /Accessories/Zubehör/ Accessoires/Accesorios

REF.NO.	CODE	Q'TY	ヒンメイ	NAME OF PARTS	RMKS
1	S25931001	1	ﾄﾞﾗｲﾊﾞｰ	DRIVER	
2	S25932001	1	ﾄﾞﾗｲﾊﾞｰ	DRIVER	
3	S25933001	1	ﾄﾞﾗｲﾊﾞｰ	DRIVER	
4	122991001	1	ﾌｿﾞｸﾋﾝﾎﾟﾘﾌｸﾛ	ACCESSORY BAG	
5	144222001	1	----------	HEAD COVER	
8	S25943001	1	+ﾄﾞﾗｲﾊﾞｰ	DRIVER	
9	S26149001	1	ﾒｶﾞﾈﾚﾝﾁ	WRENCH	
10	S26089000	6	ﾎﾞﾋﾞﾝ	BOBBIN	
11	100477009	1	ﾄｳﾌﾞｻｻｴﾏｸﾗ	HEAD REST	
12	S25934001	1	ｵｲﾙﾀﾝｸ	OIL TANK	
13	117963110	1	ｲﾄﾏｷｷｸﾐ	BOBBIN WINDER ASSEMBLY	
13-1	145446001	2	ｲﾄﾁｮｳｼｻﾗ	TENSION DISC	
13-2	100401001	1	ｲﾄﾁｮｳｼﾊﾞﾈ	TENSION SPRING	
13-3	117969001	1	ｲﾄﾏｷｼﾞｸｳｹｶｴﾘﾊﾞﾈ	SPRING	
13-4	117970001	1	ｲﾄﾏｷｼﾞｸ	BOBBIN WINDER SHAFT	
13-5	S18634001	1	ｲﾄﾏｷｸﾙﾏ	BOBBIN WINDER WHEEL	
13-6	100366002	1	ﾏﾙﾋﾗﾄﾒﾈｼﾞ4.37X5	SCREW 4.37X5	
13-7	100657001	1	ｼﾒﾈｼﾞ3.18	SCREW 3.18	
13-8	100659001	1	ﾀﾞﾝﾈｼﾞ3.18	STUD SCREW 3.18	
13-9	100662001	1	ｲﾄﾏｷｸﾙﾏｶｲﾃﾝﾄﾞﾒ	BOBBIN WINDER WHEEL STOPPER	
13-10	S01297001	1	ｼﾒﾈｼﾞ3.57	SCREW 3.57	
14	100666002	2	ﾏﾙﾓｸﾈｼﾞ5.5X20	SCREW 5.5X20	
17	S26471001	1	ﾍﾟﾀﾞﾙｾｯﾄ	PEDAL SET	
18	S26463001	1	ｸｻﾘ	CHAIN	
20	S26576001	1	6ｶｸﾎﾞｳｽﾊﾟﾅ3	HEXAGONAL WRENCH 3	
21	S26280001	1	6ｶｸﾎﾞｳｽﾊﾟﾅ2.5	HEXAGONAL WRENCH 2.5	
<-050>					
19	145646022	3	ﾐｼﾝﾊﾘDPX17#22	NEEDLE DPX17#22	
<-05B>					
15	S27731001	1	ｽﾊﾟﾅ	WRENCH	
19	145646018	3	ﾐｼﾝﾊﾘDPX17#18	NEEDLE DPX17#18	
22	S29617001	1	ﾃｰﾌﾟｳｹｲﾀｸﾐ	TAPE BRACKET PLATE ASSEMBLY	
22-1	S26502001	1	ﾃｰﾌﾟｳｹｲﾀ	TAPE BRACKET PLATE	
22-2	S26503001	1	ﾃｰﾌﾟｳｹｲﾀｶﾗｰ	TAPE BRACKET PLATE COLLAR	
22-3	S26253001	1	ﾂﾏﾐﾈｼﾞ357~40X4	SCREW 357X4	
22-4	S26504001	1	ﾃｰﾌﾟｳｹｲﾀﾎﾞｳ	TAPE BRACKET PLATE BAR	
22-5	S26506001	1	ﾃｰﾌﾟｳｹｲﾀﾎﾞｳﾅｯﾄ	TAPE BRACKET PLATE BAR NUT	

CODE	REF.NO.	PAGE
S01297001	Z2 - 13-10	24
S02762009	Z1 - 25	22
S02775001	Z1 - 25-2	22
S02778002	Z1 - 25-6	22
S02780001	Z1 - 25-7	22
S02786002	Z1 - 25-11	22
S18634001	Z2 - 13-5	24
S25886001	K - 13	20
	K - 16	20
	K - 24	20
S25887001	F - 12	12
S25889001	J - 6	18
S25907001	L - 1-2	22
S25915001	J - 17	18
S25921001	J - 8	18
S25925001	K - 3	20
S25929001	K - 26	20
S25931001	Z2 - 1	24
S25932001	Z2 - 2	24
S25933001	Z2 - 3	24
S25934001	Z2 - 12	24
S25941001	J - 20	18
S25942001	J - 21	18
S25943001	Z2 - 8	24
S25991001	C - 30	6
S25992001	C - 12	6
S25993001	E - 4	10
S25994001	E - 1	10
S25995001	E - 2	10
S25996001	E - 3	10
S25997001	B - 9	4
S25998001	C - 5	6
S25999001	C - 6	6
	J - 11	18
S26000001	C - 7	6
S26001001	C - 10	6
S26002001	C - 8	6
S26003001	C - 23	6
S26004001	B - 17	4
	C - 2	6
S26005001	C - 1-1	6
S26006001	C - 1	6
S26007001	C - 1-2	6
S26008001	C - 1-3	6
S26009001	C - 1-4	6
S26010001	B - 20	4
S26011001	B - 21	4
S26012001	B - 22	4
	D - 23	8
S26013001	B - 24	4
S26014001	B - 25	4
S26015001	B - 26	4
S26016001	D - 12	8
S26017001	D - 24	8
S26018001	D - 14	8
S26019001	D - 15	8
S26020001	D - 10	8
S26021001	D - 17	8
S26022001	D - 18	8
	K - 23	20
S26023001	D - 20	8
S26024001	D - 21	8
S26025001	D - 19	8
S26026001	D - 22	8
S26027001	A - 8	2
S26028001	E - 23	10
S26029001	E - 22	10

CODE	REF.NO.	PAGE
S26030001	E - 14	10
S26031001	E - 15	10
S26032001	E - 16	10
S26033001	E - 17	10
	L - 1-4	22
S26034001	B - 18	4
S26035001	B - 19	4
	F - 20	12
	F - 28	12
	H - 10	16
	K - 5	20
	L - 1-9	22
S26036001	C - 16	6
S26037001	C - 15	6
S26039001	C - 18-2	6
	C - 29	6
	E - 13	10
	J - 4	18
S26040001	C - 25	6
S26041001	C - 18-4	6
S26042001	C - 20	6
S26043001	C - 22	6
S26044001	C - 18-5	6
	J - 13	18
S26045001	C - 24	6
S26046001	E - 29	10
S26047001	C - 21	6
	G - 17	14
S26048001	C - 31	6
S26049001	C - 33	6
S26050001	B - 11	4
S26051001	C - 32	6
S26052001	B - 12	4
	G - 18	14
S26053001	B - 10	4
S26057001	G - 30	14
S26063001	G - 16	14
S26064001	G - 21	14
S26065001	G - 22	14
S26066001	G - 20	14
S26067001	G - 24	14
S26068001	G - 23	14
S26069001	G - 19	14
S26070001	G - 26	14
S26071001	G - 27	14
S26072001	G - 25	14
S26073001	G - 28	14
S26074001	C - 19	6
S26083001	J - 12	18
S26086001	G - 7	14
S26087001	A - 9	2
	F - 17-4	12
	G - 37	14
	H - 19	16
S26089000	Z2 - 10	24
S26089001	G - 31	14
S26091001	D - 28	8
S26092001	D - 26	8
S26093001	D - 16	8
	E - 25	10
S26094001	D - 27	8
S26098001	H - 9-1	16
S26099001	H - 9	16
S26101001	H - 9-2	16
S26102001	H - 9-3	16
S26103001	H - 3	16
S26104001	H - 2	16

CODE	REF.NO.	PAGE
S26105001	H - 4	16
S26106001	H - 5	16
S26107001	H - 6	16
S26108001	H - 14	16
S26109001	H - 18	16
S26110001	H - 9-4	16
S26111001	H - 9-5	16
S26112001	H - 9-6	16
S26113001	H - 15	16
S26115001	H - 16	16
S26116001	H - 17	16
S26117001	A - 1	2
S26118001	A - 2	2
S26120001	A - 4	2
S26121001	A - 5	2
S26122001	A - 6	2
	E - 8	10
S26123001	A - 7	2
S26124001	D - 5	8
S26125001	D - 6	8
S26126001	D - 4	8
S26127001	E - 24	10
S26128001	H - 1	16
S26131001	A - 19	2
	D - 3	8
S26137001	H - 11	16
S26138001	J - 2	18
S26139001	J - 3	18
S26140001	C - 13	6
S26141001	C - 34	6
	J - 14	18
S26142001	B - 23	4
	B - 28	4
	C - 11	6
	C - 3	6
S26143001	B - 8	4
	C - 4	6
	E - 18	10
S26144001	C - 17	6
S26149001	Z2 - 9	24
S26150001	E - 6	10
S26151001	H - 7	16
S26152001	H - 8	16
S26153001	D - 11	8
	D - 13	8
	D - 25	8
S26155001	C - 9	6
	G - 5	14
S26156001	F - 2	12
	G - 8	14
S26158001	G - 15	14
S26159001	E - 12	10
S26160001	E - 10-1	10
S26161001	E - 10	10
S26162001	E - 10-2	10
S26163001	E - 9	10
S26164001	E - 7	10
S26165001	E - 11	10
S26169001	H - 12	16
S26170001	H - 9-7	16
S26172001	E - 27-1	10
S26174001	D - 29	8
S26177001	J - 24	18
S26214001	J - 5	18
S26220001	L - 1-10	22
S26230001	B - 5	4
S26252001	K - 10	20

CODE	REF.NO.	PAGE
S26253001	Z2 - 22-3	24
S26254001	B - 16	4
S26255001	B - 13	4
S26257001	E - 21	10
S26258001	E - 28	10
S26261001	B - 14	4
S26280001	Z2 - 21	24
S26334001	K - 17	20
S26353001	L - 1-1	22
S26403001	A - 17	2
S26404001	A - 15	2
S26405001	A - 16	2
S26406001	A - 18	2
S26407001	A - 20	2
S26408001	A - 10	2
S26409001	F - 6	12
S26410001	F - 7	12
S26411001	F - 10	12
	F - 5	12
S26413001	F - 18	12
S26414001	F - 17-1	12
S26415001	F - 17	12
S26416001	F - 17-2	12
S26417001	F - 17-3	12
S26418001	F - 19	12
S26419001	F - 21	12
S26420001	F - 22	12
	F - 30	12
S26421001	A - 14	2
S26422001	A - 11	2
S26423001	A - 12	2
S26424001	A - 13	2
S26425001	G - 4	14
S26426001	F - 1	12
	G - 14	14
S26428001	F - 15	12
	F - 24	12
S26429001	G - 2	14
S26430001	F - 4	12
	G - 3	14
S26431001	G - 41	14
S26432001	G - 38-1	14
S26433001	G - 39	14
S26434001	G - 40	14
S26435001	G - 36	14
S26437001	G - 35-1	14
S26438001	G - 35	14
S26439001	G - 34	14
	G - 35-2	14
S26440001	G - 1	14
S26441001	G - 6	14
S26442001	G - 9	14
S26443001	G - 11	14
S26444001	G - 10	14
S26445001	F - 3	12
	G - 13-1	14
S26446001	G - 13-2	14
S26447001	B - 3	4
S26448001	G - 29	14
S26449001	D - 28	8
S26450001	D - 1	8
S26451001	D - 7	8
S26452001	D - 9	8
S26453001	D - 2	8
S26454001	B - 1	4
S26455001	B - 2	4
S26456001	F - 8	12

CODE	REF.NO.	PAGE
S26457001	C - 18-3	6
S26458001	C - 18-1	6
S26459001	F - 9	12
S26461001	B - 6	4
S26462001	B - 4	4
S26463001	Z2 - 18	24
S26464001	F - 11	12
S26465001	G - 38-2	14
S26466001	F - 13	12
	F - 14	12
S26467001	D - 8	8
S26468001	F - 16	12
	F - 25	12
S26469001	G - 32	14
S26470001	G - 33	14
S26471001	Z2 - 17	24
S26473001	A - 22	2
S26475001	B - 7	4
S26478001	K - 25	20
S26479001	K - 22	20
S26480001	K - 21	20
S26481001	K - 20	20
S26482001	K - 19	20
S26483001	K - 18	20
S26484001	K - 12	20
S26485001	K - 11	20
S26486001	K - 14	20
S26487001	K - 15	20
S26488001	K - 27	20
S26491001	K - 8	20
S26492001	F - 29	12
S26493001	F - 27	12
S26496001	D - 29	8
S26497001	E - 27-2	10
S26499001	F - 26	12
S26500001	F - 23	12
S26501001	K - 4	20
S26502001	Z2 - 22-1	24
S26503001	Z2 - 22-2	24
S26504001	Z2 - 22-4	24
S26506001	Z2 - 22-5	24
S26507001	K - 7	20
S26511001	J - 10	18
S26512001	J - 9	18
S26513001	J - 1-1	18
S26514001	J - 1-2	18
S26515001	J - 1	18
S26516001	J - 1-3	18
S26517001	J - 1-4	18
S26518001	J - 7	18
S26519001	J - 1-5	18
S26520001	J - 15	18
S26521001	J - 19	18
S26522001	J - 18	18
S26523001	J - 16	18
S26524001	J - 25	18
S26525001	C - 14	6
S26526001	C - 28	6
S26527001	C - 28	6
S26528001	L - 1-3	22
S26529001	L - 1	22
S26532001	L - 1-5	22
S26534001	L - 1-6	22
S26538001	E - 20	10
S26563001	J - 26	18
S26569001	E - 19	10
S26571001	B - 15	4

CODE	REF.NO.	PAGE
S26576001	Z2 - 20	24
S26587001	K - 6	20
	K - 9	20
	L - 1-7	22
S26588001	E - 5	10
S26803001	E - 26	10
S26919001	A - 21	2
S26922001	H - 13	16
S26933001	J - 22	18
S26934001	J - 23	18
S26983001	H - 9-8	16
S27341001	H - 9-9	16
S27727001	L - 1-8	22
S27731001	Z2 - 15	24
S27751001	G - 32-4	14
S27754001	G - 32-1-2	14
S27757001	G - 32-2	14
S27759001	G - 32-3	14
S27760001	G - 32-1-1	14
S27761001	G - 32-1-3	14
S29042001	G - 32-1	14
S29611001	C - 18	6
S29612001	G - 12	14
S29613001	G - 13	14
S29614001	G - 38	14
S29615001	G - 38-3	14
S29616001	K - 2	20
S29617001	Z2 - 22	24
021500106	Z1 - 25-4-2	22
	Z1 - 25-7-3	22
028050246	Z1 - 25-7-2	22
050501406	Z1 - 25-7-5	22
050503006	Z1 - 25-7-4	22
062501406	Z1 - 25-4-1	22
100366002	Z2 - 13-6	24
100401001	Z2 - 13-2	24
100477009	Z2 - 11	24
100657001	Z2 - 13-7	24
100659001	Z2 - 13-8	24
100662001	Z2 - 13-9	24
100666002	Z2 - 14	24
104449009	A - 3	2
117963110	Z2 - 13	24
117969001	Z2 - 13-3	24
117970001	Z2 - 13-4	24
122991001	Z2 - 4	24
126863001	Z1 - 25-10	22
144222001	Z2 - 5	24
145446001	Z2 - 13-1	24
145646018	B - 27	4
	Z2 - 19	24
145646022	B - 27	4
	Z2 - 19	24
150106003	Z1 - 25-4	22
150172003	Z1 - 25-3	22
150174000	Z1 - 25-5	22
150179002	Z1 - 25-7-1	22
150180001	Z1 - 25-8	22
150182000	Z1 - 25-9	22
150191002	Z1 - 25-2-2	22
150206002	Z1 - 25-2-1	22
156112003	Z1 - 25-1	22

CSMP

ブラザー工業株式会社
〒467 名古屋市瑞穂区河岸一丁目1番1号
TEL (052) 824－2392代
BROTHER INDUSTRIES, LTD. NAGOYA, JAPAN

118-T53
195T53-001
1992, 02
Printed in Japan/Gedruckt in Japan/Imprimé au Japon/Impreso en Japón